



Noxopharm Annual Report Year Ended 30 June 2025

Highlights

- **Noxopharm Annual Report released today**
- **Rapid clinical trial progress**
- **Growing interest in Sofra™ platform**

Sydney, 13 October 2025: Innovative biotech company **Noxopharm Limited (ASX:NOX)** is pleased to release its Annual Report for the 12 months ended 30 June 2025.

Commenting on Noxopharm's progress, Chairman Fred Bart said: "I am pleased to report that the company has made significant progress over the past year, especially in advancing our proprietary Sofra™ technology platform.

"The most notable achievement is that we have taken [SOF-SKN™](#), our first asset from the platform, from preclinical studies into a clinical trial. This achievement should not be underestimated, as to conduct all the necessary studies and regulatory work to allow the drug to be tested on actual people is no small matter.

"It is especially satisfying because we were able to implement it quickly and with great professionalism, clearly demonstrating our ability to take promising research and translate it into a clinical trial in a relatively short space of time.

"A clinical trial also makes our technology more tangible to other companies and is a crucial step in showing its potential in real-world settings. It is fair to say there has never been so much external stakeholder interest in any technology Noxopharm has developed over the course of its existence as there is today."

A full copy of the 2025 Annual Report is attached.

-ENDS-

About Noxopharm

Noxopharm Limited (ASX:NOX) is a clinical-stage Australian biotech company discovering and developing novel treatments for cancer and inflammation, including a pioneering technology to improve the safety profile of a wide range of mRNA medicines.

The company utilises specialist in-house capabilities and strategic partnerships with leading researchers to build a growing pipeline of new proprietary drugs based on two technology platforms – Sofra™ (inflammation, autoimmunity, mRNA drug enhancement, and oncology) and Chroma™ (oncology).

To learn more, please visit: noxopharm.com

Investor, Corporate & Media enquiries:

Julian Elliott

M: 0425 840 071

E: julian.elliott@noxopharm.com

Company Secretary:

David Franks

T: +61 2 8072 1400

E: David.Franks@automicgroup.com.au

Dr Gisela Mautner, CEO and Managing Director of Noxopharm, has approved the release of this document to the market on behalf of the Board of Directors.

Forward Looking Statements

This announcement may contain forward-looking statements. You can identify these statements by the fact they use words such as “aim”, “anticipate”, “assume”, “believe”, “continue”, “could”, “estimate”, “expect”, “intend”, “may”, “plan”, “predict”, “project”, “plan”, “should”, “target”, “will” or “would” or the negative of such terms or other similar expressions. Forward-looking statements are based on estimates, projections and assumptions made by Noxopharm about circumstances and events that have not yet taken place. Although Noxopharm believes the forward-looking statements to be reasonable, they are not certain. Forward-looking statements involve known and unknown risks, uncertainties and other factors that are in some cases beyond the Company’s control (including but not limited to the COVID-19 pandemic) that could cause the actual results, performance or achievements to differ materially from those expressed or implied by the forward-looking statement.

2025

ANNUAL REPORT



About Noxopharm

Noxopharm Limited (ASX:NOX) is a clinical-stage Australian biotech company discovering and developing novel treatments for cancer and inflammation, including a pioneering technology to improve the safety profile of a wide range of mRNA medicines.

The company utilises specialist in-house capabilities and strategic partnerships with leading researchers to build a growing pipeline of new proprietary drugs based on two technology platforms – Sofra™ (inflammation, autoimmunity, mRNA drug enhancement, and oncology) and Chroma™ (oncology).

To learn more, please visit: noxopharm.com

Investor, Corporate & Media enquiries:

Julian Elliott

M: 0425 840 071

E: julian.elliott@noxopharm.com

Company Secretary:

David Franks

T: +61 2 8072 1400

E: David.Franks@automicgroup.com.au

Dr Gisela Mautner, CEO and Managing Director of Noxopharm, has approved the release of this document to the market on behalf of the Board of Directors.

Forward Looking Statements

This announcement may contain forward-looking statements. You can identify these statements by the fact they use words such as “aim”, “anticipate”, “assume”, “believe”, “continue”, “could”, “estimate”, “expect”, “intend”, “may”, “plan”, “predict”, “project”, “plan”, “should”, “target”, “will” or “would” or the negative of such terms or other similar expressions. Forward-looking statements are based on estimates, projections and assumptions made by Noxopharm about circumstances and events that have not yet taken place. Although Noxopharm believes the forward-looking statements to be reasonable, they are not certain. Forward-looking statements involve known and unknown risks, uncertainties and other factors that are in some cases beyond the Company’s control (including but not limited to the COVID-19 pandemic) that could cause the actual results, performance or achievements to differ materially from those expressed or implied by the forwardlooking statement.

Table of Contents

5	Chairman's Letter
7	CEO's Letter
10	Director's Report
23	Auditor's Independence Declaration
24	Annual Financial Report - 30 June 2024
25	Statement of Profit or Loss and Other Comprehensive Income
26	Statement of Financial Position
27	Statement of Changes in Equity
28	Statement of Cash Flows
29	Notes to the Financial Statements
46	Independent Auditor's Report to Members
50	Shareholder Information
53	Corporate Directory



**Delivering Science.
Transforming Lives.**



Chairman's Letter

Significant progress

Dear fellow Shareholders,

I am pleased to report that the company has made significant progress over the past year, especially in advancing our proprietary Sofra™ technology platform.

The most notable achievement is that we have taken SOF-SKN™, our first asset from the platform, from preclinical studies into a clinical trial. This achievement should not be underestimated, as to conduct all the necessary studies and regulatory work to allow the drug to be tested on actual people is no small matter.

It is especially satisfying because we were able to implement it quickly and with great professionalism, clearly demonstrating our ability to take promising research and translate it into a clinical trial in a relatively short space of time. This is our strategy in action.

A clinical trial also makes our technology more tangible to other companies and is a crucial step in showing its potential in real-world settings. On this note, over the last 12 months we have signed several more Material Transfer Agreements with companies looking to explore the commercial potential of our assets.

It is fair to say there has never been so much external stakeholder interest in any technology Noxopharm has developed over the course of its existence as there is today. These projects involve different companies looking at our Sofra assets for different purposes, and we are glad that so far we have been allowed to name two of those companies publicly.

We hope that we will be able to reveal more of these arrangements in the future, contractual circumstances permitting, and will of course continue to push ahead with new external relationships whenever we see a benefit.

The momentum created from our entry into the clinic has also extended to the research pipeline. Here we are focusing on our Sofra platform due to the ongoing external interest and some favourable tailwinds, and the team has been busy expanding our SOF-VAC portfolio to make it even more attractive to the market.

We have also begun identifying how our Sofra platform could be used in the cancer space, as there is an important link between inflammation and the disease that is well worth investigating further.

Looking at the wider picture, the Sofra platform is so promising because it can be used to tackle


inflammation that is present in many diseases from rheumatoid arthritis and diabetes to skin conditions like psoriasis and many others. Our challenge is to select and develop the best assets from our pipeline so they will in due course attract commercial attention.

We will continue to keep the market updated on our progress and, on behalf of the Board, I would like to thank all of our shareholders for your support. It is very much appreciated as we continue to transform Noxopharm and build a successful company.

Yours sincerely,



Fred Bart
Chairman





CEO's Letter

Targeting inflammation the key to growth

Dear Shareholders,

This year I am proud to write to you as the CEO of a clinical stage company once again, following our milestone achievement of taking SOF-SKN™ into a human trial.

The leap from preclinical to clinical status is not one that every biotech makes, and we are pleased to have successfully accomplished this for our Sofra platform. This is a core technology from which we aim to develop many new assets, and to have one already in the clinic is something that marks our progress as a company over the past few years.

From this trial we have generated valuable safety data and our drug has been shown to be safe and well tolerated, which is an absolute necessity for any further trial.

I would like to thank all of our shareholders for their support as we worked towards this goal. Many people have recognised that our strategic transformation of Noxopharm was a complex undertaking, but it is one that is now starting to bear fruit.

We see SOF-SKN as just the beginning of how we advance the Sofra platform, and a viable way of demonstrating the platform's potential, de-risking the technology, and showing the industry that our approach is valid and has genuine commercial potential.

At the most fundamental level, our goal with the Sofra platform is to develop novel drugs with a validated treatment approach to target inflammation, which is central to many diseases and affects millions of people worldwide.

These diseases include autoimmune diseases such as rheumatoid arthritis, lupus and inflammatory bowel disease, but also cardiovascular diseases, high blood pressure, respiratory diseases, neurodegenerative diseases, metabolic diseases, and various skin conditions such as eczema, dermatitis and psoriasis.

Inflammation is a common factor in all of these – a pervasive process that can be healing, but too much (or too little) of it leads to devastating diseases that can cause untold harm across every part of the body.

Many of you will know someone with one of these diseases and will have seen firsthand the

impact it has on their lives. Our aim is to mitigate that impact by leveraging a technology that is targeted at the very place where inflammation begins at the cellular level.

These diseases also represent very large markets. Worth US\$163.2 billion in 2024, the global autoimmune disease therapeutics market alone is expected to reach US\$219.6 billion by 2035, while the worldwide immuno-oncology market, which is relevant to our exploration of Sofra in the cancer space, was US\$43 billion in 2023 and is projected to hit US\$284 billion by 2033.

When it comes to further development of our platform, as a small company we cannot of course do everything ourselves, but nor would we want to, for example, take every asset to an expensive late-stage clinical trial.

That is why we continue to look for partners who would work with us scientifically and commercially to take some of these assets forward. Over the past year we have seen external interest in our technology continue to rise, and we know that our assets are of interest to different companies because of the positive data we have produced and the expensive experiments these companies are conducting on our assets at their own cost. It is therefore good to report that we are progressing these relationships, finding new ones, and looking to build shareholder value with every step.

With these opportunities in mind, we are also implementing a robust intellectual property strategy to protect our work from the ground up. Our assets are based on a significant breakthrough discovery that has advanced our understanding of the human immune system, which was made by Associate Professor Michael Gantier and his team at Hudson Institute of Medical Research. Both he and his work are attracting more interest than ever.

We are also seeing this trend reflected in the frequency with which we now showcase our work. Shareholders will be pleased to know that we are being invited to speak more often at conferences, and increasingly in more prominent places on

the agenda. These presentations are often highly technical, but the rise in interest suggests we are attracting attention in important international markets, which in turn opens doors to more opportunities down the track.

Our current progress on the research front, combined with our clinical trial, gives us much confidence for the future. We are therefore deeply grateful to those shareholders and investors who recently extended their convertible notes to support our ongoing funding requirements.

Your support has strengthened us for the future by making a commitment when it matters most.

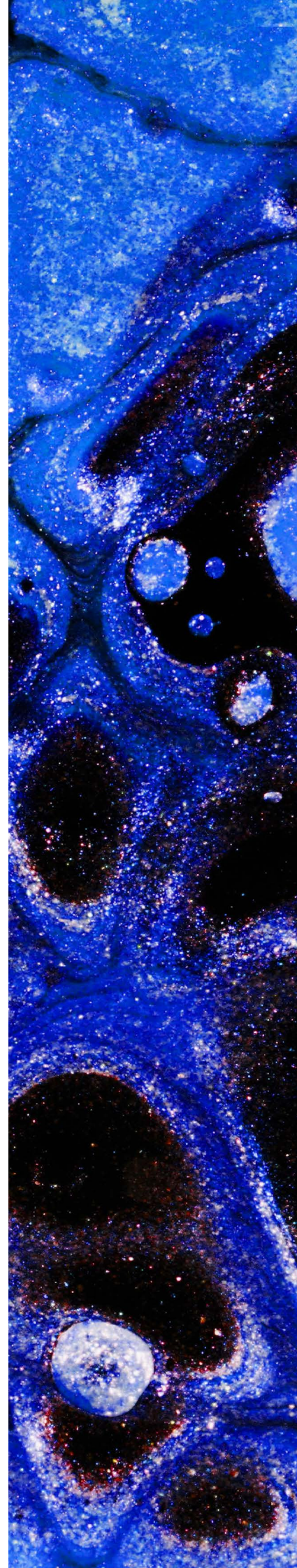
We can now focus on achieving the next goals on our list, which include the next stage of the SOF-SKN trial, further developing the SOF-VAC™ portfolio, expanding our pipeline, securing publication of the team's foundational research, and moving towards commercial outcomes. We are all working hard on these various initiatives, and I can confidently say that all of my colleagues are genuinely excited about the future and the possibilities we can create together.

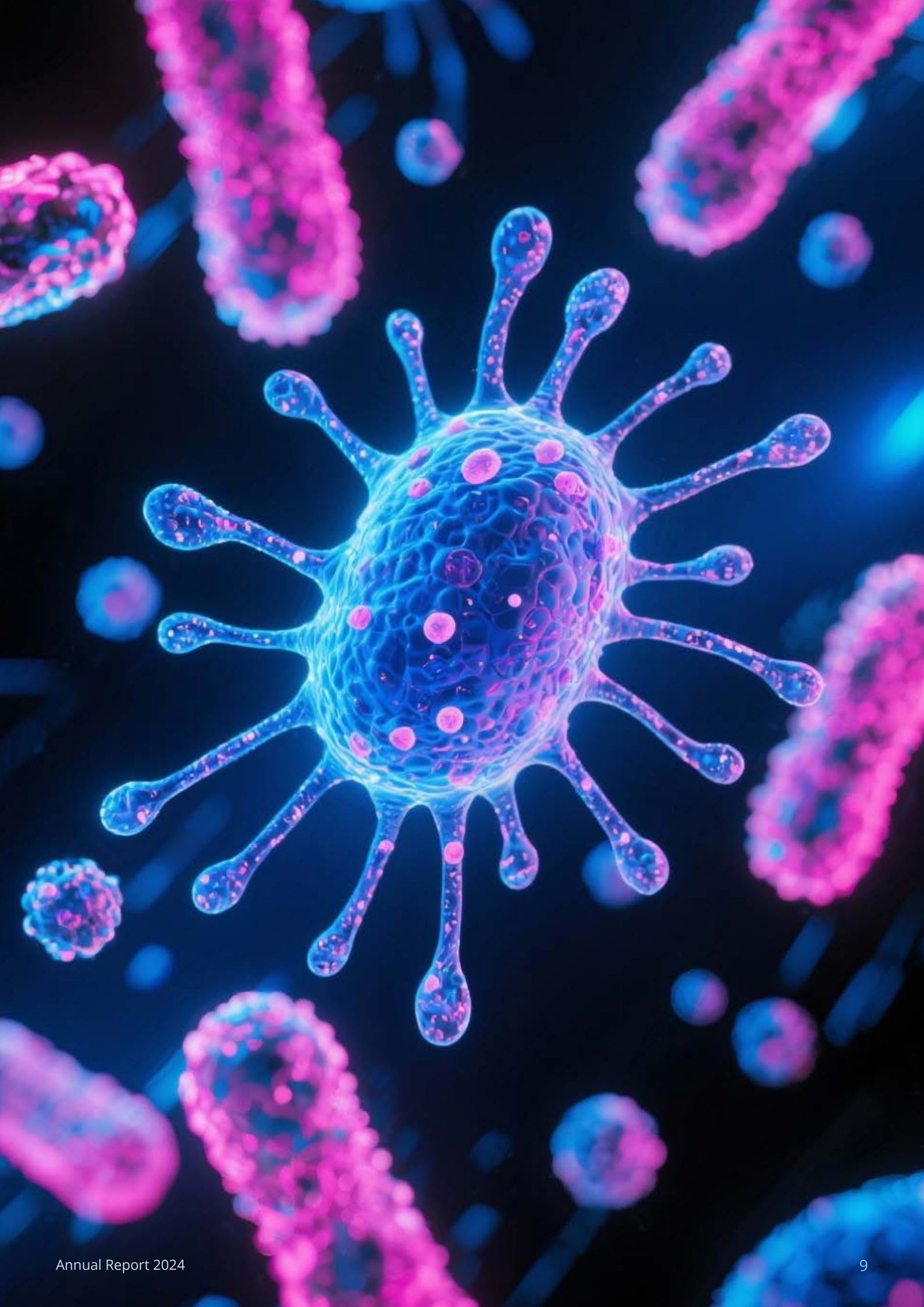
I would like to personally thank all of our shareholders for your support, and your interests remain our highest priority as we continue to meet our targets and build a successful company.

Yours sincerely,



Dr Gisela Mautner
CEO





Directors' Report

Annual Report 2025

The directors present their report, together with the financial statements, on the consolidated entity (referred to hereafter as the 'consolidated entity') consisting of Noxopharm Limited (referred to hereafter as the 'company' or 'parent entity') and the entities it controlled at the end of, or during, the year ended 30 June 2025.

Directors

The following persons were directors of Noxopharm Limited during the whole of the financial year and up to the date of this report, unless otherwise stated:

- Mr. Frederick Bart, Non-Executive Chairman
- Mr. Peter Marks, Non-Executive Director and Deputy Chairman
- Mr. Boris Patkin, Non-Executive Director
- Dr. Gisela Mautner, Chief Executive Officer and Managing Director

Principal activities

The consolidated entity's principal activity in the course of the current financial year was SOF-SKN™ clinical trial preparation and drug development, focused on discovering and developing novel treatments for inflammation, autoimmune diseases and cancer, as well as improving mRNA vaccines.

Dividends

There were no dividends paid, recommended or declared during the current or previous financial year.

Review of operations

The loss for the consolidated entity after providing for income tax amounted to \$4,884,170 (30 June 2024: loss of \$3,578,117).

During the financial year, the consolidated entity has:

- Conducted extensive preclinical and operational preparations for the HERACLES clinical trial, a first-in-human trial of SOF-SKN™, a novel drug candidate for chronic inflammatory diseases. The study aims to evaluate the safety profile of SOF-SKN by testing it at four different concentrations, and is taking place in Australia to capitalise on local expertise in research for inflammatory diseases such as lupus.
- Prioritised the development of the Sofra™ and Chroma™ programs, in particular the former. Noxopharm's preclinical portfolio and the opportunity to enter new and emerging clinical markets offered a strong level of risk mitigation for the company along with increased out-licensing opportunities, and reflected the best use of shareholder funds to maximise value.
- Signed further Material Transfer Agreements (MTAs) with a range of companies in order for them to evaluate the potential of Noxopharm's Sofra platform. The companies are testing a number of novel and proprietary assets from the platform. Each company is investing its own time and resources to perform the studies required to assess the commercial potential of the assets, and a variety of use cases are being explored.
- Scaled-up production and manufacturing of SOF-SKN to the quality standards and amount required for the HERACLES clinical trial. Also contracted various external partners to support trial delivery.
- Announced new data showing that the clinical trial formulation of SOF-SKN significantly reduced inflammation in an animal model.
- Strengthened its strategic partnership with Hudson Institute of Medical Research. The partnership and in-licensed technology are key components of the company's Sofra platform, via which Noxopharm is building a promising portfolio of assets.
- Undertook various initiatives in Australia and overseas to promote the Sofra platform to relevant audiences, including industry participants, clinicians and other external stakeholders.
- Issued A\$2.6 million of convertible notes to sophisticated investors, providing ongoing funding for the company and allowing it to fully explore all capital management and other potential opportunities. These notes expire 2 January 2026 and attract an interest rate of 12%, capitalised until the notes are converted or repaid and secured over the 2024/25 research and development rebate.

- Announced positive data from its CRO-67 drug candidate targeting pancreatic cancer, from a highly sophisticated study that tested the drug in a complex mouse model.
- Released further preclinical data from the Chroma technology platform, showing two assets reduced tumour growth in a brain cancer explant model via a study conducted in conjunction with the University of South Australia.

Significant changes in the state of affairs

There were no significant changes in the state of affairs of the consolidated entity during the financial year.

Matters subsequent to the end of the financial year

During September 2025, the existing Convertible Note holders agreed to extend the maturity date of the convertible notes to 2 January 2027, on the same terms and conditions. Accrued interest will be paid to Noteholders for the period ending 2 January 2026 in cash. Interest will be accrued for the remaining life of the Notes. The Note holders will receive a total of 520,000 additional unlisted options for their ongoing financial support on the same terms as the original options issued to the Note holders (50,000 options for each \$250,000 in Notes held, exercise price \$0.1488, expiring 10 September 2027).

In addition, during September 2025, 4F Investments Pty Limited (a company controlled by Fred Bart, Chairman) indicated its intention to subscribe to a secured Convertible Note for \$1.25 million on the same terms and conditions as the \$2.6 million in Notes issued to sophisticated investors in September 2024, subject to approval by shareholders at the upcoming AGM. In the interim 4F Investments has entered into a unsecured loan agreement with the Company whereby it will provide a \$1.25M unsecured loan to the Company at 12% p.a. interest. Once shareholder approval has been obtained under sections 10.1 and 10.11 of the ASX Listing Rules, the unsecured loan facility will be rolled into a Convertible Note. Subsequent to shareholder approval being obtained for the issue of the Note to 4F Investments, 4F Investments Pty Limited will receive as an incentive for participating in the Note 250,000 unlisted options (50,000 per \$250,000 invested) at a strike price of \$0.1488, with a three year term expiring on 10 September 2027 (on the same terms as issued to the existing Note holders).

Except as noted above, no matter or circumstance has arisen since 30 June 2025 that has significantly affected, or may significantly affect the consolidated entity's operations, the results of those operations, or the consolidated entity's state of affairs in future financial years.

Likely developments and expected results of operations

Information on likely developments in the operations of the consolidated entity and the expected results of operations have not been included in this report because the directors believe it would be likely to result in unreasonable prejudice to the consolidated entity.

Environmental regulation

The consolidated entity is not subject to any significant environmental regulation under Australian Commonwealth or State law.

Material Business Risks

Finance and Capital

While the Company has sufficient forecast cash resources to sustain operations for the next twelve months operations, beyond this, the ability of the Company to continue as a going concern is principally dependant upon the ability of the company to secure additional working capital. These funds may be made up of loans or by raising capital from equity markets. The Company is carefully managing cash flows in line with available funding. There is a risk that the company may be unable to secure adequate funding to sufficiently fund its core operations.

Commercialisation Success

The Company faces the risk that it does not successfully commercialise technologies from its drug development pipeline. There are no guarantees that the Company will be able to negotiate attractive commercial terms for future licence agreements. The Company proactively engages with key stakeholders to manage this risk.

Competition and New Technologies

There is the risk from the effect of the development of similar or superior technologies that may impact the commercialisation of the Company's current technology platforms. This risk is mitigated by strong intellectual property ("IP") protection, being first to market and the continual monitoring of identified competitive IP.

Drug Development Failure

There is the potential for lead drug candidate failure due to issues with safety and toxicity, the generation of non-supportive data to a method of action, efficacy signals or biomarker identification or sub therapeutic PK levels. The Company seeks to reduce this risk by having a robust drug development pipeline and alternative drug candidates. The Company uses a matrix to select the lead drug candidate using *in vitro* and *in vivo* data.

Cyber Security

Like every company in the world Noxopharm's systems, data, and networks are subject and vulnerable to malicious attacks, including computer viruses, spyware, ransomware, and hosts of other emerging security concerns. The company has spent and continues to spend considerable resources to prevent unauthorized accesses, data loss, and cyber malicious attacks, using the best of breed cyber security systems.

Information on Directors

Name:	Mr. Frederick Bart
Title:	Non-Executive Chairman
Experience and expertise:	<p>In 1985, Mr Bart was appointed the Managing Director of Textile Industries Australia. The Group employed over 1,200 people and distributed product to many countries worldwide. The Company manufactured and distributed the majority of bed linen in Australia under brands like Sheridan and ACTIL. The Company was sold in 1987.</p> <p>In 1989, Mr Bart established and chairs a number of private companies under the umbrella of the Bart Group which covered hotels, retail, commercial and residential land development and technologies which still continue to operate. The Group today employs in excess of 1,000 people and is active in many local and overseas markets.</p> <p>In 2001, Mr Bart became Chairman of Electro Optic Systems Holdings Limited (ASX: EOS). Since that time it has grown to be one of Australia's premier defence companies with activities in many countries worldwide employing over 400 people and is currently included in the S&P/ASX 300.</p> <p>In September 2000, Mr Bart became a director and Chairman of Audio Pixels Holdings Limited (ASX: AKP). Audio Pixels is developing the first digital speaker in the world.</p> <p>In 2013, Mr Bart became Director and majority shareholder of Immunovative Therapies Limited, a private Israeli company involved in the manufacture of vaccines for the treatment of certain forms of cancer. The Company has undertaken trials in both colorectal and liver cancers.</p>
Other current directorships:	Fred Bart is Chairman of ASX listed companies, Audio Pixels Holdings Limited (ASX: AKP) and Phoslock Environmental Technologies (ASX: PET).
Former directorships (last 3 years):	Weebit Nano Limited - resigned 27 June 2023.
Special responsibilities:	<p>Member of Audit and Risk Committee</p> <p>Member of Remuneration Committee</p>
Interests in shares:	7,507,813
Interests in options:	Nil

Name:	Mr. Peter Marks
Title:	Non-Executive Director and Deputy Chairman
Experience and expertise:	<p>Mr Peter Marks has over 35 years' experience in corporate advisory and investment banking. Over the course of his career, he has specialised in capital raising IPOs, cross border capital raisings, M&A transactions, corporate underwriting and venture capital transactions for companies based in Australia, the US and Israel. He has been involved in a broad range of transactions with a special focus in the life-sciences, biotechnology, medical technology and high tech as well as the mining sector. Peter has served as both an Executive and Non-Executive Director of a number of different entities, many of which have been listed on the ASX, Nasdaq and AIM markets.</p> <p>Peter holds a Bachelor of Economics, Bachelor of Laws and a Graduate Diploma in Commercial Law from Monash University, Australia. He also holds an MBA from the University of Edinburgh, Scotland.</p>
Other current directorships:	Alterity Therapeutics Limited (ASX:ATH) - since 29 July 2005 (formerly known as Prana Biotechnology Limited, Iris Metals (ASX:IR1) - since December 2020 and Evergreen Lithium Limited (ASX:EG1) since 21 January 2022.
Former directorships (last 3 years):	Nyrada Limited (ASX:NYR) - resigned 1 August 2022.
Special responsibilities:	<p>Chair of Audit and Risk Committee</p> <p>Chair of Remuneration Committee</p>
Interests in shares:	900,000
Interests in options:	Nil

Name:	Mr. Boris Patkin
Title:	Non-Executive Director
Experience and expertise:	<p>Boris brings comprehensive market knowledge, thorough research and years of experience in investment markets and business consulting.</p> <p>As a financial and investment advisor, Boris has an in-depth understanding of industry trends and has valuable insight into domestic and international markets. He specialises in the reconstruction of companies, investments and in international trade and is also an experienced business consultant in the medical and disruptive technology arena.</p> <p>Boris has completed a Bachelor of Science (Industrial Chemistry) from UNSW. He is currently a member of MeSAFAA and is a senior advisor with Morgans Financial Ltd.</p>
Other current directorships:	Non-Executive Chairman of Ausmon Resources Ltd (ASX:AOA) - since 2014
Former directorships (last 3 years):	N/A
Special responsibilities:	<p>Member of Audit and Risk Committee</p> <p>Member of Remuneration Committee</p>
Interests in shares:	630,000
Interests in options:	Nil

Name:	Dr. Gisela Mautner
Title:	Chief Executive Officer and Managing Director
Experience and expertise:	<p>Dr Gisela Mautner has more than 20 years of extensive leadership experience in global pharmaceutical organisations, including operational, medical and scientific advisory roles across multiple therapeutic areas. During her career she held senior positions at global pharmaceutical companies like MSD (Merck), Bayer and Amgen in Germany as well as Australia.</p> <p>She holds a Doctor of Medicine degree and a PhD from Germany, a Master of Public Health (MPH) from Harvard University, and a Master of Business Administration (MBA) from Northwestern University of Chicago.</p> <p>Gisela was appointed Chief Executive Officer and Managing Director of Noxopharm Limited in 2022, previously serving as Chief Medical Officer since 2019.</p>
Other current directorships:	Nyrada Inc. (ASX:NYR) - appointed 1 August 2022
Former directorships (last 3 years):	N/A
Interests in shares:	350,000
Interests in options:	2,000,000 performance options

'Other current directorships' quoted above are current directorships for listed entities only and excludes directorships of all other types of entities, unless otherwise stated.

'Former directorships (last 3 years)' quoted above are directorships held in the last 3 years for listed entities only and exclude directorships of all other types of entities, unless otherwise stated.

Company Secretary

Mr. David Franks

David Franks (BEc, CA, FFin, FGIA, JP) has held the position of Company Secretary since 16 January 2017.

David is a Director and Principal of the Automic Group. He is a Chartered Accountant, Fellow of the Financial Services Institute of Australasia, Fellow of the Governance Institute of Australia, Justice of the Peace and Registered Tax Agent.

With over 25 years' experience as a Director and Company Secretary of numerous unlisted and publicly listed entities, David has been involved in a range of industries including energy retailing, transport, financial services, mineral and oil & gas exploration, technology, automotive, software development and commercialisation and healthcare.

David is currently the Company Secretary for COG Financial Services Limited, Cogstate Limited, Dubber Corporation Limited, Evergreen Lithium Limited, Tryptamine Therapeutics Limited (formerly Exopharm Limited), GB Energy Holdings Limited, IRIS Metals Limited, IXUP Limited, JCurve Solutions Limited, Nyrada Inc, Omega Oil & Gas Limited, Superhero Holdings Limited and White Energy Company Limited.

Meetings of directors

The number of meetings of the company's Board of Directors ('the Board') and of each Board committee held during the year ended 30 June 2025, and the number of meetings attended by each director were:

	Full Board		Audit and Risk Committee		Remuneration Committee	
	Attended	Held	Attended	Held	Attended	Held
Mr. Frederick Bart	5	5	-	2	-	1
Mr. Peter Marks	5	5	2	2	1	1
Mr. Boris Patkin	5	5	2	2	1	1
Dr. Gisela Mautner	5	5	2	2	1	1

Held: represents the number of meetings held during the time the director held office or was a member of the relevant committee.

Remuneration report (audited)

The Remuneration report, which has been audited, outlines the key management personnel remuneration arrangements for the consolidated entity, in accordance with the requirements of the Corporations Act 2001 and its Regulations.

Key management personnel are those persons having authority and responsibility for planning, directing and controlling the activities of the entity, directly or indirectly, including all directors.

The remuneration report is set out under the following main headings:

- Principles used to determine the nature and amount of remuneration
- Details of remuneration
- Service agreements
- Share-based compensation
- Additional information
- Additional disclosures relating to key management personnel

Principles used to determine the nature and amount of remuneration

Remuneration governance

The objective of the remuneration committee is to ensure that pay and rewards are competitive and appropriate for the results delivered. The remuneration committee charter adopted by the Board aims to align rewards with achievement of strategic objectives and the creation of value for shareholders. The remuneration framework applied provides a mix of fixed and variable pay and a blend of short and long-term incentives as appropriate. Issues of remuneration are considered annually or otherwise as required.

Non-Executive Directors

Fees and payments to Non-Executive Directors reflect the demands which are made on, and the responsibilities of, the Directors. The Company's policy is to remunerate Non-Executive Directors at market rates (for comparable companies) for time commitment and responsibilities. Fees for Non-Executive Directors are not linked to the performance of the Company, however to align Directors' interests with shareholders' interests, Directors are encouraged to hold shares in the Company.

Non-Executive Directors' fees and payments are reviewed annually by the Board of Directors. The Board of Directors considers advice from external sources (excluding remuneration consultants) as well as the fees paid to Non-Executive Directors of comparable companies when undertaking the annual review process. Each director receives a fee for being a director of the company.

The Chairman's fees are determined independently to the fees of other Non-Executive Directors based on comparative roles in the external market. The Chairman is not present at any discussions relating to determination of his own remuneration.

Retirement benefits and allowances

No retirement benefits are payable other than statutory superannuation, if applicable to the Directors of the Company.

Other benefits

No motor vehicle, health insurance or other similar allowances are made available to Directors (other than through salary-sacrifice arrangements).

Executive remuneration

Executive pay and reward consists of base pay, short-term performance incentives, long-term performance incentives and other remuneration such as superannuation. Superannuation contributions are paid into the executive's nominated superannuation fund.

Base Pay

Executives are offered a competitive level of base pay which comprises the fixed (unrisked) component of their pay and rewards. Base pay for senior executives is reviewed annually to ensure market competitiveness. There are no guaranteed base pay increases included in any senior executives' contracts.

Short-term and long-term incentives

The Company currently operates an Executive Share Option Plan ("ESOP") which has been approved by shareholders in the 2016 Annual General Meeting. The Company currently operates a Loan Funded Performance Share Plan ("LFPSP") which has been approved by shareholders in the 2022 Annual General Meeting.

Performance based Remuneration

The purpose of a performance bonus is to reward individual performance in line with company objectives. Consequently, performance based remuneration is paid to an individual where the individual's performance clearly contributes to a successful outcome for the consolidated entity. This is regularly measured in respect of performance against key performance indicators (KPIs).

The Company uses a variety of KPIs to determine achievement, depending on the role of the executive being assessed. These include:

- Successful contract negotiations;
- Company share price consistently reaching a targeted rate on the ASX or applicable market over a period of time;
- Company undertaking R&D activities within specified time frames.

Securities Trading Policy

The trading of Company's securities by employees and Directors is subject to, and conditional upon, the Securities Trading Policy which is available on the Company's website (www.noxopharm.com).

If remuneration consultants are to be engaged to provide remuneration recommendations as defined under section 9B of the Corporations Act 2001, then they are engaged by, and report directly to, the remuneration committee. No remuneration consultants were engaged to provide remuneration services during the financial year.

Remuneration Policy vs Financial Performance

The Company's policy is to remunerate based on industry practice and benchmark industry salaries in conjunction with individuals' performance as this takes into account the risk and liabilities assumed by directors and executives as a result of their involvement in an R&D Biotech company.

Directors and executives are fairly compensated for the extensive work they undertake.

Voting and comments made at the company's 2024 Annual General Meeting ('AGM')

At the 2024 AGM, more than 75% of the votes received supported the adoption of the remuneration report for the year ended 30 June 2024. The company did not receive any specific feedback at the AGM regarding its remuneration practices.

Details of remuneration

Amounts of remuneration

Details of the remuneration of key management personnel of the consolidated entity are set out in the following tables.

The key management personnel of the consolidated entity consisted of the following directors and executives of Noxopharm Limited:

- Mr. Frederic Bart - Non Executive Chairman
- Mr. Peter Marks - Non Executive Director and Deputy Chairman
- Mr. Boris Patkin - Non Executive Director
- Dr. Gisela Mautner - Chief Executive Officer and Managing Director

	Short-term benefits			Post-employment benefits	Long-term benefits	Share-based payments	
	Cash salary and fees	Cash bonus	Non- monetary*	Super-annuation	Long service leave	Equity- settled	Total
	\$	\$	\$	\$	\$	\$	\$
2025							
<i>Directors:</i>							
Mr. Frederic Bart	40,359	-	-	4,641	-	-	45,000
Mr. Peter Marks	60,000	-	-	-	-	-	60,000
Mr. Boris Patkin	45,000	-	-	-	-	-	45,000
Dr. Gisela Mautner	439,710	-	121	50,567	8,223	37,905	536,526
	585,069	-	121	55,208	8,223	37,905	686,526

* provision for annual leave

	Short-term benefits			Post-employment benefits	Long-term benefits	Share-based payments	
	Cash salary and fees	Cash bonus	Non- monetary*	Super-annuation	Long service leave	Equity- settled	Total
	\$	\$	\$	\$	\$	\$	\$
2024							
<i>Directors:</i>							
Mr. Frederick Bart	40,541	-	-	4,459	-	-	45,000
Mr. Peter Marks	60,000	-	-	-	-	-	60,000
Mr. Boris Patkin	45,000	-	-	-	-	-	45,000
Dr. Gisela Mautner	472,250	-	(31,538)	51,947	7,964	-	500,623
	617,791	-	(31,538)	56,406	7,964	-	650,623

*provision for annual leave - credit due to annual leave cashed out.

The proportion of remuneration linked to performance and the fixed proportion are as follows:

	Fixed remuneration		At risk - STI		At risk - LTI	
	2025	2024	2024	2024	2025	2024
<i>Directors:</i>						
Mr. Frederic Bart	100%	100%	-	-	-	-
Mr. Peter Marks	100%	100%	-	-	-	-
Mr. Boris Patkin	100%	100%	-	-	-	-
Dr. Gisela Mautner	93%	100%	7%	-	-	-

Service agreements

Remuneration and other terms of employment for key management personnel are formalised in service agreements. Details of these agreements are as follows:

Name:	Dr. Gisela Mautner
Title:	Chief Executive Officer and Managing Director
Agreement commenced:	1 February, 2022
Term of agreement:	Open
Details:	Noxopharm Limited Annual salary of \$410,000 plus superannuation at statutory rate. Notice period of 90 days by Executive or the Company.

Key management personnel have no entitlement to termination payments in the event of removal for misconduct.

Share-based compensation

Issue of shares

Except as noted below in relation to the loan funded performance shares granted during the year, the Company has not granted any share-based payments to directors or key management personnel.

Options

The terms and conditions of each grant of options over ordinary shares affecting remuneration of directors and other key management personnel in this financial year or future reporting years are as follows:

	Vesting date and exercisable date	Expiry date	Exercise price	Fair value per option at grant date
Grant date				
1 February 2022	*	1 February 2026	\$0.5400	\$0.310

Options granted carry no dividend or voting rights.

* The performance options will vest on the achievement of any of the following:

- i) The Company being purchased in entirety (business sale/share sale); or
- ii) An AUD\$10 million or greater investment in the Company; or
- iii) Entering into a licencing agreement with a large Pharmaceutical Company.

The Directors have estimated 100% likelihood of the vesting criteria being achieved and as a result the full fair value of the options has been expensed.

There were no options over ordinary shares granted to or vested by directors and other key management personnel as part of compensation during the year ended 30 June 2025.

Loan Funded Performance Plan shares

There were 350,000 loan funded performance share plan shares granted to the Managing Director as part of compensation during the year ended 30 June 2025.

The terms and conditions of each grant of performance shares under the Loan Funded Performance Share Plan affecting remuneration of the managing director in this financial year or future reporting years are as follows:

	Vesting date and exercisable date	Expiry date	Share price hurdle for vesting	Fair value per right at grant date
Grant date				
19 November 2024	*	31 December 2024	\$0.8800	\$0.108

* A share price hurdle of \$0.88 must be reached on at least 20 trading days, not necessarily consecutive by 31 December 2024. This hurdle was achieved during the year, and all shares fully vested.

The material terms of these Loan Funded Shares are as follows:

1. The Managing Director has the opportunity to purchase the Loan Funded Shares at a market price of \$0.071 per Loan Funded Share, being the closing share price at 31 December 2023.
2. The Loan is interest free, limited recourse loan for a period of up to seven years. The limited recourse nature of the Loan means that if the Loan Funded Shares do not vest for any reason, or their market value is less than the outstanding loan value when the Managing Director is required to repay the Loan, the liability will be limited to the value of the Shares. That is, the Company cannot require the the Managing Director to repay an amount greater than the market value of the Loan Funded Shares.
3. In order to benefit from the Incentive Plan, the Managing Director must remain employed or continue to provide services to the Company and satisfy the Vesting Conditions.
4. To the extent that the Vesting Conditions are met, the Managing Director will be able to repay the Loan and dispose of the Shares. The Managing Director can choose to repay the Loan at any time the employees Loan Funded Shares have vested up until the Loan becomes repayable being up to 7 years.
5. The Vesting Conditions are as follows:

A share Price Hurdle of \$0.088 being a 25% premium to the 5 day VWAP ending 31 December 2023 by 31 December 2024 (this hurdle must be reached on at least 20 trading days, not necessarily consecutive, by 31 December 2024).

Vesting period commences on the grant date, being 19 November 2024 and ends on 31 December 2024. As at 31 December 2024, the vesting condition had been met for all Loan Funded Shares.

Additional information

The factors that are considered to affect total shareholders return ('TSR') are summarised below:

	2025	2024	2023	2022	2021
Share price at financial year end (cents)	5.40	6.60	4.30	19.50	64.50
Share price HIGH for the financial year ended 30 June (cents)	14.10	14.10	30.00	69.50	95.00
Share price LOW for the financial year ended 30 June (cents)	4.90	3.40	3.90	17.50	18.50

Additional disclosures relating to key management personnel

Shareholding

The number of shares in the company held during the financial year by each director and other members of key management personnel of the consolidated entity, including their personally related parties, is set out below:

	Balance at the start of the year	Received as part of remuneration	Additions	Disposals / Other	Balance at the end of the year
<i>Ordinary shares</i>					
Mr. Frederic Bart	7,507,813	-	-	-	7,507,813
Mr. Peter Marks	900,000	-	-	-	900,000
Mr. Boris Patkin	630,000	-	-	-	630,000
Dr. Gisela Mautner	-	350,000	-	-	350,000
	9,037,813	350,000	-	-	9,387,813

Option holding - Company

The number of options over ordinary shares in the company held during the financial year by each director and other members of key management personnel of the consolidated entity, including their personally related parties, is set out below:

	Balance at the start of the year	Granted	Exercised	Expired / Forfeited / Other	Balance at the end of the year
<i>Options over ordinary shares</i>					
Mr. Boris Patkin	250,000	-	-	(250,000)	-
Dr. Gisela Mautner	2,135,000	-	-	(135,000)	2,000,000
	2,385,000	-	-	(385,000)	2,000,000

This concludes the remuneration report, which has been audited.

Shares under option

Unissued ordinary shares of Noxopharm Limited under option at the date of this report are as follows:

Grant date	Expiry date	Exercise price	Number under option
1 February 2022 **	1 February 2026	\$0.5400	2,000,000
1 January 2025	10 September 2027	\$0.1488	520,000
			2,520,000

No person entitled to exercise the options had or has any right by virtue of the option to participate in any share issue of the company or of any other body corporate.

*** Issued under the Noxopharm employee share plan.*

Shares issued on the exercise of options

No ordinary shares of Noxopharm Limited were issued during the year ended 30 June 2025 and up to the date of this report on the exercise of options granted:

Indemnity and insurance of officers

The company has indemnified the directors and executives of the company for costs incurred, in their capacity as a director or executive, for which they may be held personally liable, except where there is a lack of good faith.

During the financial year, the company has not paid a premium in respect of a contract to insure the officers of the company or any related entity.

Indemnity and insurance of auditor

The company has not, during or since the end of the financial year, indemnified or agreed to indemnify the auditor of the company or any related entity against a liability incurred by the auditor.

During the financial year, the company has not paid a premium in respect of a contract to insure the auditor of the company or any related entity.

Proceedings on behalf of the company

No person has applied to the Court under section 237 of the Corporations Act 2001 for leave to bring proceedings on behalf of the company, or to intervene in any proceedings to which the company is a party for the purpose of taking responsibility on behalf of the company for all or part of those proceedings.

Non-audit services

There were no non-audit services provided during the financial year by the auditor.

Officers of the company who are former partners of William Buck Audit (Vic) Pty Ltd

There are no officers of the company who are former partners of William Buck Audit (Vic) Pty Ltd.

Auditor's independence declaration

A copy of the auditor's independence declaration as required under section 307C of the Corporations Act 2001 is set out immediately after this directors' report.

Auditor

William Buck Audit (Vic) Pty Ltd continues in office in accordance with section 327 of the Corporations Act 2001.

This report is made in accordance with a resolution of directors, pursuant to section 298(2)(a) of the Corporations Act 2001.

On behalf of the directors



Fred Bart

Chairman

29 September 2025


Lead Auditor's Independence Declaration under Section 307C of the Corporations Act 2001

To the directors of Noxopharm Limited

As lead auditor for the audit of Noxopharm Limited for the year ended 30 June 2025, I declare that, to the best of my knowledge and belief, there have been:

- no contraventions of the auditor independence requirements as set out in the *Corporations Act 2001* in relation to the audit; and
- no contraventions of any applicable code of professional conduct in relation to the audit.

This declaration is in respect of Noxopharm Limited and the entities it controlled during the year.



William Buck Audit (Vic) Pty Ltd
ABN 59 116 151 136



R. P. Burt
Director
Melbourne, 29 September 2025

Annual Financial Report

30 June 2025

25	Statement of profit or loss and other comprehensive income
26	Statement of financial position
27	Statement of changes in equity
28	Statement of cash flows
29	Notes to the financial statements
44	Consolidated entity disclosure statement
45	Directors' declaration
46	Independent auditor's report to the members of Noxopharm Limited
50	Shareholder information

General information

The financial statements cover Noxopharm Limited as a consolidated entity consisting of Noxopharm Limited and the entities it controlled at the end of, or during, the year. The financial statements are presented in Australian dollars, which is Noxopharm Limited's functional and presentation currency.

Noxopharm Limited is a listed public company limited by shares, incorporated and domiciled in Australia. Its registered office and principal place of business are:

Registered Office:

Level 5
126 Phillip Street
SYDNEY NSW 2000

Principal Place of Business:

60 Linksley Ave
Glenhaven NSW 2156

A description of the nature of the consolidated entity's operations and its principal activities are included in the directors' report, which is not part of the financial statements.

The financial statements were authorised for issue, in accordance with a resolution of directors, on 29 September 2025. The directors have the power to amend and reissue the financial statements.

Corporate Governance Statement

The Corporate Governance Statement is available on the Company's website at <http://www.noxopharm.com>

Statement of profit or loss and other comprehensive income

For the year ended 30 June 2025

		Consolidated	
	Note	2025	2024
		\$	\$
Income			
Other income	4	2,829,333	2,407,206
Net (loss) on investment at fair value through profit and loss	7	465,361	1,047,771
Expenses			
Corporate administration expenses	5	(938,917)	(1,099,009)
Research and development expenses		(4,266,476)	(2,935,087)
Depreciation and amortisation expenses		(1,743)	(1,743)
Consulting, employee & director expenses	5	(3,000,268)	(2,966,095)
Finance costs	5	(503,460)	(31,160)
Fair value movement in derivative liability	9	532,000	-
Loss before income tax expense		(4,884,170)	(3,578,117)
Income tax expense	-	-	-
Loss after income tax expense for the year attributable to the owners of Noxopharm Limited		(4,884,170)	(3,578,117)
Other comprehensive income for the year, net of tax		-	-
Total comprehensive income for the year attributable to the owners of Noxopharm Limited		(4,884,170)	(3,578,117)
		Cents	Cents
Basic earnings per share	24	(1.67)	(1.22)
Diluted earnings per share	24	(1.67)	(1.22)

Statement of financial position

As at 30 June 2025

		Consolidated	
	Note	2025	2024
		\$	\$
Assets			
Current assets			
Cash and cash equivalents		1,554,174	2,319,927
Trade and other receivables	6	2,947,013	2,403,790
Other assets		76,293	44,549
Total current assets		4,577,480	4,768,266
Non-current assets			
Financial assets at fair value through profit and loss	7	-	2,009,824
Plant and equipment		3,925	5,668
Total non-current assets		3,925	2,015,492
Total assets		4,581,405	6,783,758
Liabilities			
Current liabilities			
Trade and other payables	8	998,508	917,644
Convertible notes payable	9	2,479,164	-
Employee benefits		392,539	328,751
Total current liabilities		3,870,211	1,246,395
Non-current liabilities			
Employee benefits		21,231	42,219
Total non-current liabilities		21,231	42,219
Total liabilities		3,891,442	1,288,614
Net assets		689,963	5,495,144
Equity			
Issued capital	10	74,635,721	74,635,721
Reserves	11	15,000	-
Issued capital	12	685,062	929,766
Accumulated losses		(74,645,820)	(70,070,343)
Total equity		689,963	5,495,144

Statement of changes in equity

For the year ended 30 June 2025

Consolidated	Issued capital \$	Convertible note reserve \$	Option reserve \$	Accumulated losses \$	Total equity \$
Balance at 1 July 2023	74,635,721	-	6,498,058	(72,060,518)	9,073,261
Loss after income tax expense for the year	-	-	-	(3,578,117)	(3,578,117)
Other comprehensive income for the year, net of tax	-	-	-	-	-
Total comprehensive income for the year	-	-	-	(3,578,117)	(3,578,117)
<i>Transactions with owners in their capacity as owners:</i>					
Expiry of options	-	-	(5,568,292)	5,568,292	-
Balance at 30 June 2024	74,635,721	-	929,766	(70,070,343)	5,495,144

Consolidated	Issued capital \$	Convertible note reserve \$	Option reserve \$	Accumulated losses \$	Total equity \$
Balance at 1 July 2024	74,635,721	-	929,766	(70,070,343)	5,495,144
Loss after income tax expense for the year	-	-	-	(4,884,170)	(4,884,170)
Other comprehensive income for the year, net of tax	-	-	-	-	-
Total comprehensive income for the year	-	-	-	(4,884,170)	(4,884,170)
<i>Transactions with owners in their capacity as owners:</i>					
Expiry of options	-	-	(308,693)	308,693	-
Vesting of share-based payments (note 25)	-	-	63,989	-	63,989
Issue of options on inception of convertible note	-	15,000	-	-	15,000
Balance at 30 June 2025	74,635,721	15,000	685,062	(74,645,820)	689,963

Statement of cash flows

For the year ended 30 June 2025

		Consolidated	
	Note	2025	2024
		\$	\$
Cash flows from operating activities			
Payments to suppliers and employees		(8,096,985)	(6,713,004)
Interest received		8,502	6,930
Receipt from R&D tax rebate		2,337,618	6,052,925
		(5,750,865)	(653,149)
Interest and other finance costs paid		(73,733)	(31,161)
Net cash used in operating activities	23	(5,824,598)	(684,310)
Cash flows from investing activities			
Proceeds from release of security deposits		2,475,186	-
Net cash from investing activities		2,475,186	-
Cash flows from financing activities			
Proceeds from related party borrowings		-	2,000,000
Repayment of related party borrowings		-	(2,000,000)
Proceeds from issue of convertible note facility		2,600,000	-
Proceeds from short term borrowings		1,800,000	-
Repayment of short term borrowings		(1,800,000)	-
Net cash used in financing activities		2,600,000	-
Net decrease in cash and cash equivalents		(749,412)	(684,310)
Cash and cash equivalents at the beginning of the financial year		2,319,927	3,008,674
Effects of exchange rate changes on cash and cash equivalents		(16,341)	(4,437)
Cash and cash equivalents at the end of the financial year		1,554,174	2,319,927

Notes to the financial statements

30 June 2025

Note 1. Material accounting policy information

The accounting policies that are material to the consolidated entity are set out either in the respective notes or below. The accounting policies adopted are consistent with those of the previous financial year, unless otherwise stated.

New or amended Accounting Standards and Interpretations adopted

The consolidated entity has adopted all of the new or amended Accounting Standards and Interpretations issued by the Australian Accounting Standards Board ('AASB') that are mandatory for the current reporting period.

Any new or amended Accounting Standards or Interpretations that are not yet mandatory have not been early adopted.

The adoption of these Accounting Standards and Interpretations did not have any significant impact on the financial performance or position of the consolidated entity.

New or amended Accounting Standards and Interpretations not yet mandatory or early adopted

As at the date of this Financial Report, there are a number of new accounting standards, amendments to or interpretations of accounting standards issued by the Australian Accounting Standards Board for which the mandatory application dates for the Group fall after the end of this current reporting year. None of these have been early adopted by the Group.

AASB 18 Presentation and Disclosure in Financial Statements will replace AASB 101 Presentation of Financial Statements, introducing new requirements that will help to achieve comparability of the financial performance of similar entities and provide more relevant information and transparency to users. Even though AASB 18 will not impact the recognition or measurement of items in the financial statements, its impacts on presentation and disclosure are expected to be pervasive. Management is currently assessing the detailed implications of applying the new standard on the Company's consolidated financial statements.

Basis of preparation

These general purpose financial statements have been prepared in accordance with Australian Accounting Standards and interpretations issued by the Australian Accounting Standards Board and the Corporations Act 2001. Noxopharm Limited is a for-profit entity for the purpose of preparing the financial statements. These financial statements also comply with International Financial Reporting Standards as issued by the International Accounting Standards Board ('IASB').

Historical cost convention

These financial statements have been prepared under the historical cost convention, with the exception of the fair valuation of the investment in Nyrada.

Critical accounting estimates

The preparation of the financial statements requires the use of certain critical accounting estimates. It also requires management to exercise its judgement in the process of applying the consolidated entity's accounting policies.

Estimates and judgements are continually evaluated and are based on historical experience and other factors, including expectations of future events that may have a financial impact on the entity and that are believed to be reasonable under the circumstances.

The consolidated entity makes estimates and assumptions concerning the future. The resulting accounting estimates will, by definition, seldom equal the related actual results.

Parent entity information

In accordance with the Corporations Act 2001, these financial statements present the results of the consolidated entity only. Supplementary information about the parent entity is disclosed in note 20.

Principles of consolidation

The consolidated financial statements incorporate the assets and liabilities of all subsidiaries of Noxopharm Limited ('company' or 'parent entity') as at 30 June 2025 and the results of all subsidiaries for the year then ended. Noxopharm Limited and its subsidiaries together are referred to in these financial statements as the 'consolidated entity'.

Subsidiaries are all those entities over which the consolidated entity has control. The consolidated entity controls an entity when the consolidated entity is exposed to, or has rights to, variable returns from its involvement with the entity and has the ability to affect those returns through its power to direct the activities of the entity. Subsidiaries are fully consolidated from the date on which control is transferred to the consolidated entity. They are de-consolidated from the date that control ceases.

Note 1. Material accounting policy information (Continued)

Intercompany transactions, balances and unrealised gains on transactions between entities in the consolidated entity are eliminated. Unrealised losses are also eliminated unless the transaction provides evidence of the impairment of the asset transferred. Accounting policies of subsidiaries have been changed where necessary to ensure consistency with the policies adopted by the consolidated entity.

The acquisition of subsidiaries is accounted for using the acquisition method of accounting. A change in ownership interest, without the loss of control, is accounted for as an equity transaction, where the difference between the consideration transferred and the book value of the share of the non-controlling interest acquired is recognised directly in equity attributable to the parent.

Where the consolidated entity loses control over a subsidiary, it derecognises the assets including goodwill, liabilities and non-controlling interest in the subsidiary together with any cumulative translation differences recognised in equity. The consolidated entity recognises the fair value of the consideration received and the fair value of any investment retained together with any gain or loss in profit or loss.

Other Income recognition

Other income is recognised when it is probable that the economic benefit will flow to the consolidated entity and the revenue can be reliably measured. Other income is measured at the fair value of the consideration received or receivable.

Government research and development tax incentives

Government grants, including research and development incentives are recognised at fair value when there is reasonable assurance that the grant will be received and all grant conditions will be met. Grants relating to research and development expenditure are recognised as income over the periods necessary to match the grant costs they are compensating. The incentive is recognised as income as it is not tied to offsetting assessable income in tax.

Financial Instruments

Financial assets and financial liabilities are recognised in the consolidated entity's statement of financial position when the consolidated entity becomes a party to the contractual provisions of the instrument. Financial assets and financial liabilities are initially measured at fair value. Transaction costs that are directly attributable to the acquisition or issue of financial assets and financial liabilities (other than financial assets and financial liabilities at fair value through profit or loss) are added to or deducted from the fair value of the financial assets or financial liabilities, as appropriate, on initial recognition. Transaction costs directly attributable to the acquisition of financial assets or financial liabilities at fair value through profit or loss are recognised immediately in profit or loss.

Financial Liabilities

All financial liabilities are measured subsequently at amortised cost using the effective interest method or at FVTPL.

Financial liabilities that are not (i) contingent consideration of an acquirer in a business combination, (ii) held-for trading, or (iii) designated as at FVTPL, are measured subsequently at amortised cost using the effective interest rate method.

Compound and Derivative Financial Instruments

The component parts of compound instruments (convertible notes) issued by the consolidated entity are classified separately as financial liability and derivative in accordance with the substance of the contractual arrangements and the definitions of a financial liability and derivatives.

At the date of issue, the fair value of the liability component is estimated using the prevailing market interest rate for similar non-convertible instruments. The amount is recorded as a liability on an amortised cost basis using the effective interest method until extinguished upon conversion or at the instruments maturity date.

Derivatives

Derivatives are initially recognised at fair value at the date the derivative contract is entered into and are subsequently remeasured to their value at the end of each reporting period. Derivatives embedded in non-derivative host contracts are treated as separate derivatives when they meet the definition of a derivative, their risk and characteristics are not closely related to those of the host contracts and the host contract are not measured at FVTPL.

Other financial liabilities

Other financial liabilities representing trade and other payables and unsecured loans are subsequently measured at amortised cost using effective interest method.

The effective interest rate method is a method of calculating the amortised cost of a financial liability and of allocating interest expense over the relevant period. The effective interest rate is the rate that exactly discounts estimated future cash payments (including all fees and points paid or received that form an integral part of the effective interest rate, transaction costs and other premiums or discounts) through the expected life of the financial liability, or (where appropriate) a shorter period, to the amortised cost of a financial liability.

Note 1. Material accounting policy information (Continued)

Derecognition of financial liabilities

The consolidated entity derecognises financial liabilities when, and only when, the consolidated entity's obligations are discharged, cancelled or have expired. The difference between the carrying amount of the financial liability derecognised and the consideration paid or payable is recognised in the profit and loss.

When the consolidated entity exchanges with the existing lender one debt instrument into another one with substantially different terms, such exchange is accounted for as an extinguishment of the original financial liability and the recognition of a new financial liability. Similarly, the consolidated entity accounts for substantial modification of terms of an existing liability or part of it as an extinguishment of the original financial liability and the recognition of a new liability.

It is assumed that the terms are substantially different if the discounted present value of the cash flows under the new terms, including any fees paid net of any fees received and discounted using the original effective interest rate is at least 10 per cent different from the discounted present value of the remaining cash flows of the original financial liability. If the modification is not substantial, the difference between: (1) the carrying amount of the liability before the modification; and (2) the present value of the cash flows after modification is recognised in profit or loss as the modification gain or loss within other gains and losses.

Convertible Note and Option Valuation

The face value of the convertible notes is deemed to be the value of the conversion right (the derivative liability) and residual debt liability component. The debt liability component of the convertible notes is amortised at each reporting period using the effective interest method. The derivative liability component is revalued at each reporting date over the life of the convertible notes.

The convertible notes and associated options were externally valued during the reporting period. These valuations involved a number of estimates used in the valuation models, including the risk free interest rate and share volatility. The risk free interest rate is estimated based on the comparable yield on Commonwealth Bonds matching the assumed life of the convertible note and options. The share volatility is based on the historical volatility of the consolidated entity's shares and comparable entities. These valuation estimates can change over time, impacting the valuations of the convertible notes and options.

The convertible note valuations at inception date (7 January 2025) included estimates of the risk free interest rate of 3.9% and share volatility 90%.

The convertible note valuations at the end of the reporting period included estimates of the risk free interest rate of 3.3% and share volatility 90%.

At recognition date the value adopted for the debt portion of the convertible note was calculated with reference to the transaction price of the convertible note, and the fair value of the embedded conversion option and other financial instruments issued in conjunction with the convertible note.

The unlisted options were valued at the inception date (7 January 2025) using the Black-Scholes options pricing model using a risk free interest rate of 3.9% and share volatility of 90%, resulting in a value of \$0.03 per option.

The directors consider the estimates used in the valuations to be appropriate.

Research and development costs

Expenditure during the research phase of a project is recognised as an expense when incurred. Development costs are capitalised only when technical feasibility studies identify that the project will deliver future economic benefits and these benefits can be measured reliably, the asset is available for use or sale, the Company can demonstrate there is a market for the asset, expenditures for the development of the asset can be reliably measured and the Company has the necessary assets to complete the development and to use and sell the asset.

Finance costs

Finance costs attributable to qualifying assets are capitalised as part of the asset. All other finance costs are expensed in the period in which they are incurred.

Note 2. Critical accounting judgements, estimates and assumptions

The preparation of the financial statements requires management to make judgements, estimates and assumptions that affect the reported amounts in the financial statements. Management continually evaluates its judgements and estimates in relation to assets, liabilities, contingent liabilities, revenue and expenses. Management bases its judgements, estimates and assumptions on historical experience and on other various factors, including expectations of future events, management believes to be reasonable under the circumstances. The resulting accounting judgements and estimates will seldom equal the related actual results. The judgements, estimates and assumptions that have a significant risk of causing a material adjustment to the carrying amounts of assets and liabilities (refer to the respective notes) within the next financial year are discussed below.

Research and Development Rebate

With the successful track record of the consolidated entity in obtaining the Research and Development rebate from the ATO, the estimated 2025 rebate for \$2.8M has been accrued into income for the year ended 30 June 2025 (2024: \$2.3M).

The company is entitled to claim grant credits from the Australian Government in recompense for its research and development program expenditure. The program is overseen by AusIndustry, which is entitled to audit and/or review claim lodged for the past 4 years. In the event of a negative finding from such an audit or review AusIndustry has the right to rescind and clawback those prior claims, potentially with penalties. Such a finding may only occur in the event that those expenditures do not appropriately qualify for the grant program. In their estimation, considering also the independent external expertise they have contracted to draft and claim such expenditures, the directors of the company consider that such a negative review has a remote likelihood of occurring.

Non-recognition of carried forward tax losses

The balance of future income tax benefit arising from timing differences and carried-forward losses have not been recognised as an asset because recovery is not regarded as probable. The cumulative future income tax benefit which has not been recognised as an asset will only be obtained if:

- i. The Group derives future assessable income of a nature and amount sufficient to enable the benefit to be realised,
- ii. The Group continues to comply with the conditions for the deductibility imposed by law, and
- iii. No changes in tax legislation adversely affecting the Group realising the benefit.

Fair value measurement hierarchy

The consolidated entity is required to classify all assets and liabilities, measured at fair value, using a three level hierarchy, based on the lowest level of input that is significant to the entire fair value measurement, being: Level 1: Quoted prices (unadjusted) in active markets for identical assets or liabilities that the entity can access at the measurement date; Level 2: Inputs other than quoted prices included within Level 1 that are observable for the asset or liability, either directly or indirectly; and Level 3: Unobservable inputs for the asset or liability. Considerable judgement is required to determine what is significant to fair value and therefore which category the asset or liability is placed in can be subjective.

The fair value of assets and liabilities classified as level 3 is determined by the use of valuation models. These include discounted cash flow analysis or the use of observable inputs that require significant adjustments based on unobservable inputs.

The consolidated entity's finance team performs valuations of financial items for financial reporting purposes, including Level 3 fair values, in consultation with third party valuation specialists for complex valuations. Valuation techniques are selected based on the characteristics of each instrument, with the overall objective of maximising the use of market-based information.

Assessment of the conversion features of the convertible notes

During the year ended 30 June 2025, the Company issued convertible notes with variable conversion clauses. At initial recognition an embedded derivative is recognised on the statement of financial position at fair value and that embedded derivative is subsequently recorded at its fair value thereafter, with changes in fair value going through to the statement of profit or loss and other comprehensive income. The difference between the consideration received (net of costs) and the embedded derivative is reflected in the principal value of the convertible note liability.

Note 3. Operating segments

The consolidated entity continues to operate in one segment, being the clinical development in the field of both oncology and non-oncology in the pan-pacific region. The segment details are therefore fully reflected in the body of the annual report.

Note 4. Income

	Consolidated	
	2025	2024
	\$	\$
Interest income	8,502	6,930
R&D tax incentives [^]	2,820,831	2,400,276
Income	2,829,333	2,407,206

[^] The Research and Development Tax Incentive programme provides tax offsets for expenditure on eligible R&D activities. Under the programme, Noxopharm, having expected aggregated annual turnover of under \$20 million, is entitled to a refundable R&D credit of 48.5% (2023: 48.5%) on the eligible R&D expenditure incurred on eligible R&D activities. One of the conditions the company must meet is ensuring more than 50% of total R&D activity costs will be incurred in Australia.

The refundable R&D tax offset is accounted for under AASB 120 Accounting for Government Grants and Disclosure of Government Assistance.

Note 5. Expenses

	Consolidated	
	2024	2024
	\$	\$
Loss before income tax includes the following specific expenses:		
<i>Corporate Administration expenses</i>		
Corporate administration expenses	615,881	708,279
Audit, accounting and company secretarial fees	225,635	191,509
Insurances	23,276	75,927
Legal fees	6,630	26,721
ASX and filing fees	45,535	38,635
Marketing and advertising	21,955	57,938
	938,912	1,099,009
<i>Consulting, Employee and Director Expenses</i>		
Employee related expenses	2,507,233	2,541,065
Superannuation and other employee related expenses	279,045	275,030
Director expenses (excluding executive directors)	150,000	150,000
Share-based payment expense - Noxopharm Limited [^]	63,990	-
	3,000,268	2,966,095
<i>Finance costs</i>		
Interest and finance charges paid/payable	77,296	31,160
Interest on convertible notes	426,164	-
	503,460	31,160

[^] Refer to note 25 for further information on share based payments.

Note 6. Current assets - trade and other receivables

	Consolidated	
	2025	2024
	\$	\$
GST receivable	95,430	35,419
R&D rebate receivable	2,806,583	2,323,371
Consulting fee receivable	45,000	45,000
	2,947,013	2,403,790

Note 7. Non-current assets - financial assets at fair value through profit and loss

	Consolidated	
	2025	2024
	\$	\$
Investment in Nyrada Inc.- ordinary shares	-	1,969,022
Investment in Nyrada Inc.- performance shares	-	40,802
	-	2,009,824

[^] Refer to note 15 for further information on fair value measurement.

The 12,000,600 Nyrada performance shares expired on 25 November 2024 without the performance hurdles being achieved and consequently have nil value, with a loss of \$40,802 recorded to the profit and loss on expiry.

Refer to note 2 Critical accounting judgements, estimates and assumptions including valuation techniques applied for the group's value of its investment in Nyrada shares reflecting its Level 1 and level 3 investments.

During the year, the 33,373,245 Nyrada shares were sold, generating \$2,477,186 in cash and a net gain on sale of \$506,163 net of costs, with this amount recognised through profit and loss and resulting in a nil asset value at 30 June 2025.

Note 8. Current liabilities - trade and other payables

	Consolidated	
	2025	2024
	\$	\$
Trade and other payables	450,871	649,446
Accrued expenses	539,595	186,076
Bank credit cards	8,042	9,182
Other payables	-	72,940
	998,508	917,644

[^] Refer to note 14 for further information on financial instruments.

Note 9. Current liabilities - Convertible Notes

	Consolidated	
	2025	2024
	\$	\$
<i>Borrowings - Convertible Notes</i>		
Carrying amount at start of period	-	-
Face value of notes issued	2,600,000	-
Convertible notes conversion feature on issue	(640,000)	-
Value of options issued and taken to equity settled option reserve	(15,000)	-
Add Convertible note finance charges and accrued interest	426,164	-
Current liability at end of the period	2,371,164	-
<i>Derivative Liability</i>		
Carrying value at start of period	-	-
Fair value of the convertible note conversion feature at issue	640,000	-
Fair value movement to the end of the reporting period	(532,000)	-
Derivative liability at end of period	108,000	-
Total current liability	2,479,164	-
Face value of convertible notes	2,600,000	-

As announced by the Company on 27 September 2024 and 5 November 2024, the Company agreed to issue \$2.6 million in Convertible Notes to professional and sophisticated investors, who are also shareholders of the Company. The \$2.6 million in convertible note funding was received in January 2025, and the convertible notes subsequently issued. These convertible notes are secured over the 30 June 2025 Australian Government R&D Tax incentive scheme rebate, attract an interest rate of 12% per annum capitalised until the date the notes are fully repaid or converted into shares. Expiring on 2 January 2026, the notes have a conversion price of A\$0.0992 (being a 20% discount to the average five-day VWAP ending 6 September 2024, namely A\$0.1239) – or a lower price if the company undertakes a capital raise at any time before the expiry date. The note has a conversion floor price of A\$0.07.

Notes (including any capitalised interest) may be converted by Noteholders into fully paid ordinary shares in the Company (Shares) at any time up to the maturity date. No Notes have been converted as of the date of this report.

Upon issue of the Convertible Notes on 7 January 2025, the Company valued the Convertible Notes using the Monte Carlo Simulation model to determine the value of the embedded derivative. The Monte Carlo Simulation is used to value complex financial instruments. Significant unobservable inputs in applying this technique include the Company's future share price, exercise price, expiry date and volatility.

As at 30 June 2025 the fair value of the embedded derivative is measured using significant unobservable inputs (Level 3 hierarchy). There has been no change in the Group's valuation process, valuation techniques and types of inputs used in the fair value measurement at the end of the reporting period in comparison to the methodology upon inception. There have been no transfers between levels of fair value hierarchy during the period ended 30 June 2025.

The convertible note valuations at inception included estimates of the volatility 90% and risk free interest rate of 3.9%. At 30 June 2025, the estimated volatility used was 90%, and risk free interest rate of 3.3%.

As an incentive for participating in the issuance of the notes, the investors will receive a total of 520,000 unlisted options (50,000 per A\$250,000 invested) at a strike price of A\$0.1488, with a three-year term expiring on 10 September 2027. The Black Scholes option pricing model has been used to determine the value of the Options issued to the noteholders using an estimated volatility of 90% and risk free interest rate of 3.9%.

Refer to Note 22, Matters subsequent to the end of the financial year for additional information on the extension of the convertible note maturity date to 2 January 2027, and the proposed issue of a Convertible Note, face value \$1.25M to 4F Investments Pty Limited subject to shareholder approval at the AGM.

Note 10. Equity - issued capital

	Consolidated			
	2025 Shares	2024 Shares	2025 \$	2024 \$
Ordinary shares - fully paid	292,237,950	292,237,950	74,635,721	74,635,721

Movements in ordinary share capital

Details	Date	Shares	\$
Balance	1 July 2023	292,237,950	74,635,721
Balance	1 July 2024	292,237,950	74,635,721
Balance	30 June 2025	292,237,950	74,635,721

Note 11. Equity - Convertible note reserve

	Consolidated	
	2025 \$	2024 \$
Convertible note reserve	15,000	-

Note 12. Equity - Option reserve

	Consolidated	
	2025 \$	2024 \$
Option reserve	685,062	929,766

Option reserve

The reserve is used to recognise the value of equity benefits provided to employees and directors as part of their remuneration, and other parties as part of their compensation for services.

Note 13. Equity - dividends

There were no dividends paid, recommended or declared during the current or previous financial year.

Note 14. Financial instruments

Financial risk management objectives

The Board is responsible for overseeing the establishment and implementation of the risk management system, and reviews and assesses the effectiveness of the consolidated entity's implementation of that system on a regular basis.

The consolidated entity's activities cause no material exposure to market risk (including currency risk and interest rate risk) and credit risk. The only material exposure is liquidity risk and price risk. The consolidated entity's overall risk management program focuses on the unpredictability of financial markets and seeks to minimise potential adverse effects on the financial performance of the consolidated entity. The consolidated entity uses different methods to measure different types of risk to which it is exposed.

The consolidated entity's financial instruments consist of cash and cash equivalents, financial assets held at fair value through profit and loss and trade and other payables.

	Consolidated	
	2025 \$	2024 \$
Cash and cash equivalents	1,553,045	2,319,927
Trade and other payables	(997,374)	(917,643)
Investment in Nyrada ordinary shares	-	1,969,022
Investment in Nyrada performance shares	-	40,802
	555,671	3,412,108

Liquidity risk

Vigilant liquidity risk management requires the consolidated entity to maintain sufficient liquid assets (mainly cash and cash equivalents) and available borrowing facilities to be able to pay debts as and when they become due and payable.

The Company is exposed to liquidity risk via its trade and other payables.

Liquidity risk is the risk that the Company will encounter difficulty in raising funds to meet the commitments associated with its financial instruments. Responsibility for liquidity risk rests with the Board who manage liquidity risk by monitoring undiscounted cash flow forecasts and actual cash flows provided to them by the Company's Management at Board meetings to ensure that the Company continues to be able to meet its debts as and when they fall due. Contracts are not entered into unless the Board believes that there is sufficient cash flow to fund the additional activity.

Remaining contractual maturities

The following tables detail the consolidated entity's remaining contractual maturity for its financial instrument liabilities. The tables have been drawn up based on the undiscounted cash flows of financial liabilities based on the earliest date on which the financial liabilities are required to be paid. The tables include both interest and principal cash flows disclosed as remaining contractual maturities and therefore these totals may differ from their carrying amount in the statement of financial position.

	Weighted average interest rate	1 year or less	Between 1 and 2 years	Between 2 and 5 years	Over 5 years	Remaining contractual maturities
Consolidated - 2024	%	\$	\$	\$	\$	\$
Non-derivatives						
<i>Non-interest bearing</i>						
Trade payables	-	449,737	-	-	-	449,737
Other payables	-	547,637	-	-	-	547,637
<i>Interest-bearing - fixed rate</i>						
Convertible notes	12.00%	2,371,164	-	-	-	2,371,164
Total non-derivatives		3,368,538	-	-	-	3,368,538
Derivatives						
Embedded derivative of convertible note	-	108,000	-	-	-	108,000
Total derivatives		108,000	-	-	-	108,000

	Weighted average interest rate	1 year or less	Between 1 and 2 years	Between 2 and 5 years	Over 5 years	Remaining contractual maturities
Consolidated - 2024	%	\$	\$	\$	\$	\$
Non-derivatives						
<i>Non-interest bearing</i>						
Trade payables	-	649,446	-	-	-	649,446
Other payables	-	259,016	-	-	-	259,016
Total non-derivatives		908,462	-	-	-	908,462

The cash flows in the maturity analysis above are not expected to occur significantly earlier than contractually disclosed above.

Fair value of financial instruments

The fair values of cash and cash equivalents, trade and other receivables and trade and other payables approximate to their carrying amounts largely due to being liquid assets or liabilities that will be settled within 12 months.

Note 15. Fair value measurement

Fair value hierarchy

The following tables detail the consolidated entity's assets and liabilities, measured or disclosed at fair value, using a three level hierarchy, based on the lowest level of input that is significant to the entire fair value measurement, being:

Level 1: Quoted prices (unadjusted) in active markets for identical assets or liabilities that the entity can access at the measurement date

Level 2: Inputs other than quoted prices included within Level 1 that are observable for the asset or liability, either directly or indirectly

Level 3: Unobservable inputs for the asset or liability.

	Level 1	Level 2	Level 3	Total
	\$	\$	\$	\$
Consolidated - 2025				
<i>Liabilities</i>				
Embedded derivatives of convertible note	-	-	(108,000)	(108,000)
Total liabilities	-	-	(108,000)	(108,000)
	Level 1	Level 2	Level 3	Total
	\$	\$	\$	\$
Consolidated - 2024				
<i>Assets</i>				
Nyrada Inc. ordinary shares	1,969,022	-	-	1,969,022
Nyrada Inc. performance shares	-	-	40,802	40,802
Total assets	1,969,022	-	40,802	2,009,824

There were no transfers between levels during the financial year.

Refer to Note 7 in relation to the sale of the Nyrada shares during the reporting period, resulting in a nil balance at 30 June 2025.

Reconciliation of the fair values at the beginning and end of the current and previous financial year are set out below:

	Level 1		Level 2		Level 3	
	30 June 2025	30 June 2024	30 June 2025	30 June 2024	30 June 2025	30 June 2024
	\$	\$	\$	\$	\$	\$
Consolidated - 2025						
Opening fair value	1,969,022	934,451	-	-	40,802	27,601
Addition of embedded derivative of convertible notes	-	-	-	-	(640,000)	-
Disposal of investment	(2,434,383)	-	-	-	-	-
Fair value gains	465,361	1,034,571	-	-	491,198	13,201
Closing fair value	-	1,969,022	-	-	(108,000)	40,802

Accounting policy for fair value measurement

When an asset or liability, financial or non-financial, is measured at fair value for recognition or disclosure purposes, the fair value is based on the price that would be received to sell an asset or paid to transfer a liability in an orderly transaction between market participants at the measurement date; and assumes that the transaction will take place either: in the principal market; or in the absence of a principal market, in the most advantageous market.

Fair value is measured using the assumptions that market participants would use when pricing the asset or liability, assuming they act in their economic best interests. For non-financial assets, the fair value measurement is based on its highest and best use. Valuation techniques that are appropriate in the circumstances and for which sufficient data are available to measure fair value, are used, maximising the use of relevant observable inputs and minimising the use of unobservable inputs.

Assets and liabilities measured at fair value are classified into three levels, using a fair value hierarchy that reflects the significance of the inputs used in making the measurements. Classifications are reviewed at each reporting date and transfers between levels are determined based on a reassessment of the lowest level of input that is significant to the fair value measurement.

For recurring and non-recurring fair value measurements, external valuers may be used when internal expertise is either not available or when the valuation is deemed to be significant. External valuers are selected based on market knowledge and reputation. Where there is a significant change in fair value of an asset or liability from one period to another, an analysis is undertaken, which includes a verification of the major inputs applied in the latest valuation and a comparison, where applicable, with external sources of data.

Note 16. Key management personnel disclosures

Other key management personnel

The following persons also had the authority and responsibility for planning, directing and controlling the major activities of the consolidated entity, directly or indirectly, during the financial year:

Mr. Frederic Bart - Non Executive Chairman

Mr. Peter Marks - Non Executive Director and Deputy Chairman

Mr. Boris Patkin - Non Executive Director

Dr. Gisela Mautner - Chief Executive Officer and Managing Director

Compensation

The aggregate compensation made to directors and other members of key management personnel of the consolidated entity is set out below:

	Consolidated	
	2025	2024
	\$	\$
Short-term employee benefits	585,190	586,253
Post-employment benefits	55,208	56,406
Long-term benefits	8,223	7,964
Share-based payments	37,905	-
	686,526	650,623

Note 17. Remuneration of auditors

During the financial year the following fees were paid or payable for services provided by William Buck Audit (Vic) Pty Ltd, the auditor of the company:

	Consolidated	
	2025	2024
	\$	\$
Audit services - William Buck Audit (Vic) Pty Ltd		
Audit or review of the financial statements	79,971	68,852

Note 18. Contingent liabilities and licence agreement

The consolidated entity has entered into a licence agreement whereby it is obliged to make royalty payments on future sales and make future cash milestone payments if certain events occur. This agreement includes the following:

- milestone payment based on the initiation of the first Phase III clinical trial for each product;
- milestone payments based on first grant of a marketing authorisation for each product; and
- royalty payments based on net sales.

The licence agreement was extended for an additional twelve months during the year ended 30 June 2025.

Note 19. Related party transactions

Parent entity

Noxopharm Limited is the parent entity.

Subsidiaries

Interests in subsidiaries are set out in note 21.

Key management personnel

Disclosures relating to key management personnel are set out in note 16 and the remuneration report included in the directors' report.

Transactions with related parties

There were no transactions with related parties during the reporting period.

Receivable from and payable to related parties

As at 30 June 2025 there is a trade receivable of \$45,000 owing from Audio Pixels Holdings Limited (a company which Fred Bart is the Chairman), for consulting services provided by Shawn van Boheemen.

Note 20. Parent entity information

Set out below is the supplementary information about the parent entity in accordance with the Corporations Act 2001.

Statement of profit or loss and other comprehensive income

	Parent	
	2024	2024
	\$	\$
Loss after income tax	(3,052,933)	(2,486,556)
Total comprehensive income	(3,052,933)	(2,486,556)

Note 20. Parent entity information (Continued)

Statement of financial position

	Parent	
	2025 \$	2024 \$
Total current assets	4,577,480	4,768,266
Total assets	9,537,544	9,908,660
Total current liabilities	3,870,211	1,246,394
Total liabilities	3,891,442	1,288,613
Equity		
Issued capital	74,635,721	74,635,721
Options reserve	700,064	929,767
Accumulated losses	(69,689,683)	(66,945,441)
Total equity	5,646,102	8,620,047

Guarantees entered into by the parent entity in relation to the debts of its subsidiaries

The parent entity had no guarantees in relation to the debts of its subsidiaries as at 30 June 2025.

Contingent liabilities

Except as outlined in note 18, the parent entity had no contingent liabilities as at 30 June 2025 and 2024.

Capital commitments - Property, plant and equipment

The parent entity had no capital commitments at 30 June 2025 and 2024.

Material accounting policy information

The accounting policies of the parent entity are consistent with those of the consolidated entity, as disclosed in note 1.

Note 21. Interests in subsidiaries and associates

The consolidated financial statements incorporate the assets, liabilities and results of the following subsidiaries in accordance with the accounting policy described in note 1:

Name	Principal place of business / Country of incorporation	Ownership interest	
		2025 %	2024 %
Norbio Holding Pty Ltd	Australia	100.00%	100.00%
Noxopharm US Corporation	USA	100.00%	100.00%
Pharmorage Pty Limited	Australia	100.00%	100.00%

Note 22. Matters subsequent to the end of the financial year

During September 2025, the existing Convertible Note holders agreed to extend the maturity date of the convertible notes to 2 January 2027, on the same terms and conditions. Accrued interest will be paid to Noteholders for the period ending 2 January 2026 in cash. Interest will be accrued for the remaining life of the Notes. The Note holders will receive a total of 520,000 additional unlisted options for their ongoing financial support on the same terms as the original options issued to the Note holders (50,000 options for each \$250,000 in Notes held, exercise price \$0.1488, expiring 10 September 2027).

In addition, during September 2025, 4F Investments Pty Limited (a company controlled by Fred Bart, Chairman) indicated its intention to subscribe to a secured Convertible Note for \$1.25 million on the same terms and conditions as the \$2.6 million in Notes issued to sophisticated investors in September 2024, subject to approval by shareholders at the upcoming AGM. In the interim 4F Investments has entered into a unsecured loan agreement with the Company whereby it will provide a \$1.25M unsecured loan to the Company at 12% p.a. interest. Once shareholder approval has been obtained under sections 10.1 and 10.11 of the ASX Listing Rules, the unsecured loan facility will be rolled into a Convertible Note. Subsequent to shareholder approval being obtained for the issue of the Note to 4F Investments, 4F Investments Pty Limited will receive as an incentive for participating in the Note 250,000 unlisted options (50,000 per \$250,000 invested) at a strike price of \$0.1488, with a three year term expiring on 10 September 2027 (on the same terms as issued to the existing Note holders).

Except as noted above, no matter or circumstance has arisen since 30 June 2025 that has significantly affected, or may significantly affect the consolidated entity's operations, the results of those operations, or the consolidated entity's state of affairs in future financial years.

Note 23. Reconciliation of loss after income tax to net cash used in operating activities

	Consolidated	
	2025	2024
	\$	\$
Loss after income tax expense for the year	(4,884,170)	(3,578,117)
Adjustments for:		
Depreciation and amortisation	1,743	1,743
Share-based payments	63,990	-
Foreign exchange differences	16,341	4,437
Fair value (gain)/ loss on investment in Nyrada Inc.	(465,361)	(1,047,771)
Fair value movement of derivative liability	(532,000)	-
Non-cash finance costs - convertible notes	426,164	-
Change in operating assets and liabilities:		
Decrease/(increase) in trade and other receivables	(574,968)	3,701,973
Decrease in trade and other payables	80,864	200,663
Decrease in employee entitlements	42,799	32,762
Net cash used in operating activities	(5,824,598)	(684,310)

Note 24. Earnings per share

	Consolidated	
	2025	2024
	\$	\$
Loss after income tax attributable to the owners of Noxopharm Limited	(4,884,170)	(3,578,117)
	Number	Number
Weighted average number of ordinary shares used in calculating basic earnings per share	292,237,950	292,237,950
Weighted average number of ordinary shares used in calculating diluted earnings per share	292,237,950	292,237,950
	Cents	Cents
Basic earnings per share	(1.67)	(1.22)
Diluted earnings per share	(1.67)	(1.22)

The 2,520,000 (2024: 2,947,500) options on issue could potentially dilute basic earnings per share in the future, but were not included in the calculation of diluted earnings per share because they are anti-dilutive for the periods presented.

Note 25. Share-based payments

During the reporting period the Company granted 2,200,000 Loan Funded Shares under the Company's Employee Loan Funded Share plan, split as follows:

- 1,850,000 Loan Funded Shares granted to employees on 12 July 2024; and.
- 350,000 Loan Funded Shares granted to Gisela Mautner on 19 November 2024.

The material terms of these Loan Funded Shares are as follows:

- The employees have the opportunity to purchase the Loan Funded Shares at a market price of \$0.071 per Loan Funded Share, being the closing share price at 31 December 2023.
- The Loan is interest free, limited recourse loan for a period of up to seven years. The limited recourse nature of the Loan means that if the employees Loan Funded Shares do not vest for any reason, or their market value is less than the outstanding loan value when they are required to repay the Loan, the employees liability will be limited to the value of the Shares. That is, the Company cannot require the employees to repay an amount greater than the market value of the Loan Funded Shares.
- In order to benefit from the Incentive Plan, employees must remain employed or continue to provide services to the Company and satisfy the Vesting Conditions.
- To the extent that the Vesting Conditions are met, employees will be able to repay the Loan and dispose of the Shares. Employees can choose to repay the Loan at any time the employees Loan Funded Shares have vested up until the Loan becomes repayable being up to 7 years.
- The Vesting Conditions are as follows:

A share Price Hurdle of \$0.088 being a 25% premium to the 5 day VWAP ending 31 December 2023 by 31 December 2024 (this hurdle must be reached on at least 20 trading days, not necessarily consecutive, by 31 December 2024).

Vesting period commences on the grant date, being 1 July 2024 and ends on 31 December 2024. As at 31 December 2024, the vesting condition has been met for all 2,200,000 Loan Funded Shares.

The issues of the Loan Funded Shares have been accounted for under AASB2 Share Based Payments, and the expense recognised over the vesting period. The total expense booked to profit and loss in the current reporting period was \$63,990.

The Loan Funded Shares entitle the holder the same voting and dividend rights as are attached to the ordinary shares in Noxopharm Limited.

For the employee loan funded shares granted during the current financial year, the valuation model inputs used to determine the fair value at the grant date, are as follows:

Note 25. Share-based payments (Continued)

Grant date	Expiry date	Share price at grant date	Exercise price	Expected volatility	Dividend Yield	Risk-free interest rate	Fair value of grant date
12/07/2024	31/12/2024	\$0.07	\$0.07	90.00%	-	4.04%	\$0.014
19/11/2024	31/12/2024	\$0.11	\$0.07	108.00%	-	4.35%	\$0.108

As at 31 December 2024, the vesting hurdle has been achieved and no Loan Funded shares have been sold.

Set out below are summaries of options outstanding at the end of the financial year:

2025

Grant date	Expiry date	Balance at the start of the year	Granted	Exercised	Expired/ forfeited/ other	Balance at the end of the year
06/11/2020	06/11/2024	697,500	-	-	(697,500)	-
31/05/2021	15/12/2024	250,000	-	-	(250,000)	-
01/02/2022	01/02/2026	2,000,000	-	-	-	2,000,000
07/01/2025	10/09/2027	-	520,000	-	-	520,000
		2,947,500	520,000	-	(947,500)	2,520,000

Accounting policy for share-based payments

Equity-settled and cash-settled share-based compensation benefits are provided to employees.

Equity-settled transactions are awards of shares, or options over shares, that are provided to employees in exchange for the rendering of services. Cash-settled transactions are awards of cash for the exchange of services, where the amount of cash is determined by reference to the share price.

The cost of equity-settled transactions are measured at fair value on grant date. Fair value is independently determined using either the Binomial or Black-Scholes option pricing model that takes into account the exercise price, the term of the option, the impact of dilution, the share price at grant date and expected price volatility of the underlying share, the expected dividend yield and the risk free interest rate for the term of the option, together with non-vesting conditions that do not determine whether the consolidated entity receives the services that entitle the employees to receive payment. No account is taken of any other vesting conditions.

The cost of equity-settled transactions are recognised as an expense with a corresponding increase in equity over the vesting period. The cumulative charge to profit or loss is calculated based on the grant date fair value of the award, the best estimate of the number of awards that are likely to vest and the expired portion of the vesting period. The amount recognised in profit or loss for the period is the cumulative amount calculated at each reporting date less amounts already recognised in previous periods.

The cost of cash-settled transactions is initially, and at each reporting date until vested, determined by applying either the Binomial or Black-Scholes option pricing model, taking into consideration the terms and conditions on which the award was granted. The cumulative charge to profit or loss until settlement of the liability is calculated as follows:

- during the vesting period, the liability at each reporting date is the fair value of the award at that date multiplied by the expired portion of the vesting period.
- from the end of the vesting period until settlement of the award, the liability is the full fair value of the liability at the reporting date.

All changes in the liability are recognised in profit or loss. The ultimate cost of cash-settled transactions is the cash paid to settle the liability.

Market conditions are taken into consideration in determining fair value. Therefore any awards subject to market conditions are considered to vest irrespective of whether or not that market condition has been met, provided all other conditions are satisfied.

If equity-settled awards are modified, as a minimum an expense is recognised as if the modification has not been made. An additional expense is recognised, over the remaining vesting period, for any modification that increases the total fair value of the share-based compensation benefit as at the date of modification.

Note 25. Share-based payments (Continued)

If the non-vesting condition is within the control of the consolidated entity or employee, the failure to satisfy the condition is treated as a cancellation. If the condition is not within the control of the consolidated entity or employee and is not satisfied during the vesting period, any remaining expense for the award is recognised over the remaining vesting period, unless the award is forfeited.

If equity-settled awards are cancelled, it is treated as if it has vested on the date of cancellation, and any remaining expense is recognised immediately. If a new replacement award is substituted for the cancelled award, the cancelled and new award is treated as if they were a modification.

Consolidated entity disclosure statement

Entity name	Entity type	Place formed or incorporated	% of share capital held *	Tax Residency Jurisdiction
Noxopharm Limited	Body corporate	Australia	-	Australia
Norbio Holdings Pty Ltd	Body corporate	Australia	100.00%	Australia
Noxopharm US Corporation	Body corporate	United States	100.00%	United States
Pharmorage Pty Ltd	Body corporate	Australia	100.00%	Australia

*Represents the economic interest in the entity as consolidated in the consolidated financial statements.

Basis of preparation

This Consolidated entity disclosure statement (CEDS) has been prepared in accordance with the Corporations Act 2001 and include information for each entity that was part of the Consolidated Entity as at the end of the financial year in accordance with AASB 10 Consolidated Financial Statements.

Determination of tax residency

Section 295 (3A)(vi) of the Corporation Act 2001 defines tax residency as having the meaning in the Income Tax Assessment Act 1997. The determination of tax residency involves judgement as there are different interpretations that could be adopted, and which could give rise to a different conclusion on residency.

In determining tax residency, the Group has applied the following interpretations:

Australian tax residency

The Group has applied current legislation and judicial precedent, including having regard to the Tax Commissioner's public guidance in Tax Ruling TR 2018/5.

Foreign tax residency

Where necessary, the Group has used independent tax advisers in foreign jurisdictions to assist in its determination of tax residency to ensure applicable foreign tax legislation has been complied with (see section 295(3A)(vii) of the Corporations Act 2001).

Partnerships and Trusts

None of the entities noted above were trustees of trusts within the Group, partners in a partnership within the Group or participants in a joint venture within the Group.

Director's declaration

30 June 2025

In the directors' opinion:

- the attached financial statements and notes comply with the Corporations Act 2001, the Accounting Standards, the Corporations Regulations 2001 and other mandatory professional reporting requirements;
- the attached financial statements and notes comply with Australian Accounting Standards as issued by the Australian Accounting Standards Board as described in note 1 to the financial statements;
- the attached financial statements and notes give a true and fair view of the consolidated entity's financial position as at 30 June 2025 and of its performance for the financial year ended on that date;
- there are reasonable grounds to believe that the company will be able to pay its debts as and when they become due and payable; and
- the information disclosed in the attached consolidated entity disclosure statement is true and correct.

The directors have been given the declarations required by section 295A of the Corporations Act 2001.

Signed in accordance with a resolution of directors made pursuant to section 295(5)(a) of the Corporations Act 2001.

On behalf of the directors



Fred Bart

Chairman

29 September 2025

Independent auditor's report to the members of Noxopharm Limited

Report on the audit of the financial report

Our opinion on the financial report

In our opinion, the accompanying financial report of Noxopharm Limited (the Company) and its subsidiaries (the Group) is in accordance with the *Corporations Act 2001*, including:

- giving a true and fair view of the Group's financial position as at 30 June 2025 and of its financial performance for the year then ended; and
- complying with Australian Accounting Standards and the *Corporations Regulations 2001*.

What was audited?

We have audited the financial report of the Group, which comprises:

- the consolidated statement of financial position as at 30 June 2025,
- the consolidated statement of profit or loss and other comprehensive income for the year then ended,
- the consolidated statement of changes in equity for the year then ended,
- the consolidated statement of cash flows for the year then ended,
- notes to the financial statements, including material accounting policy information,
- the consolidated entity disclosure statement, and
- the directors' declaration.

Basis for opinion

We conducted our audit in accordance with Australian Auditing Standards. Our responsibilities under those standards are further described in the *Auditor's responsibilities for the audit of the financial report* section of our report. We are independent of the Group in accordance with the auditor independence requirements of the *Corporations Act 2001* and the ethical requirements of the Accounting Professional & Ethical Standards Board's APES 110 *Code of Ethics for Professional Accountants (including Independence Standards)* (the Code) that are relevant to our audit of the financial report in Australia. We have also fulfilled our other ethical responsibilities in accordance with the Code.

We believe that the audit evidence we have obtained is sufficient and appropriate to provide a basis for our opinion.

Key audit matters

Key audit matters are those matters that, in our professional judgement, were of most significance in our audit of the financial report of the current period. These matters were addressed in the context of our audit of the financial report as a whole, and in forming our opinion thereon, and we do not provide a separate opinion on these matters.

Research and development receivable and revenue	Area of focus (refer also to notes 2, 4 and 6)	How our audit addressed the key audit matter
	<p>During the financial year and as disclosed in note 4, the Group recorded income of \$2.8m related to reimbursable R&D tax incentives inclusive of the FY25 estimated claim of \$2.8m. The income was recognised in accordance with the Group's accounting policy.</p> <p>As at 30 June 2025, an income tax R&D receivable related to the FY25 estimated claim of \$2.8m is recorded on the statement of financial position as disclosed in note 6.</p> <p>Despite there being a history of the claims being approved and subsequently received there remains a risk that the R&D receivable is overstated with expenses inappropriately included in the claim and revenue therefore overstated, or expenses included within both the R&D and other government grant claims therefore allowing the Group to "double-dip".</p> <p>This matter was considered a Key Audit Matter due to the complexity and judgement applied in calculating the R&D claim and the material nature of the claim.</p>	<p>Our audit procedures included:</p> <ul style="list-style-type: none"> Income recognised from the FY25 R&D claim was tested substantively to assess it was recognised correctly as per AASB 120 <i>Accounting for Government Grants and Disclosure of Government Assistance</i> and the Group's accounting policy; Performed substantive testing of a sample of FY25 R&D expenditure incurred and employment payroll costs which are included in the FY25 R&D claim; The R&D tax incentive claim workings were assessed by our specialist William Buck R&D team for its appropriateness with respect ATO guidelines to consider if expenditure is deemed eligible; and Vouched the prior period receivable amount to cash at bank in relation to the FY24 claim. <p>We assessed the adequacy of the financial statement disclosures concerning the Group's accounting policies with respect to the current claim and the disclosure within the notes to the financial report.</p>
Convertible notes	Area of focus (refer also to notes 2, 9 and 11)	How our audit addressed the key audit matter
	<p>During the year, the Group entered into a convertible note arrangement with sophisticated investors raising a total of \$2.6 million.</p> <p>On review of the conversion features, it was determined that there was a value</p>	<p>Our audit procedures included:</p> <ul style="list-style-type: none"> Assessed the requirements of AASB 9 <i>Financial Instruments</i> and AASB 132 <i>Financial instruments: Presentation</i> to consider whether the convertible debt was

associated to the host liability and additionally a value associated with the embedded derivative which is accounted for at fair value through the statement of profit or loss and other comprehensive income.

As part of the convertible note issue, 520,000 share options were also issued to the Noteholders.

The accounting for the convertible notes and related derivatives is a key audit matter due to the complex nature, including judgemental estimates used in determining the valuation of the convertible notes at initial recognition, and at year end.

appropriately recognised as a hybrid arrangement.

- Utilised an external valuation specialist to assist with assessing the reasonableness of the valuation method and model used to value the embedded derivative and options including the key inputs into the model and the resulting valuation amounts recognised by management;
- Assessed the accuracy of the calculation of the interest expense; and
- Involved our technical accounting specialists to assist in considering the appropriateness of the adopted accounting treatment.

We also considered the adequacy of the Group's disclosures in the notes to the financial report.

Other information

The directors are responsible for the other information. The other information comprises the information included in the Group's annual report for the year ended 30 June 2025 but does not include the financial report and our auditor's report thereon.

Our opinion on the financial report does not cover the other information and accordingly we do not express any form of assurance conclusion thereon.

In connection with our audit of the financial report, our responsibility is to read the other information and, in doing so, consider whether the other information is materially inconsistent with the financial report or our knowledge obtained in the audit or otherwise appears to be materially misstated.

If, based on the work we have performed, we conclude that there is a material misstatement of this other information, we are required to report that fact. We have nothing to report in this regard.

Responsibilities of the directors for the financial report

The directors of the Company are responsible for the preparation of:

- the financial report (other than the consolidated entity disclosure statement) that gives a true and fair view in accordance with Australian Accounting Standards and the *Corporations Act 2001*; and
- the consolidated entity disclosure statement that is true and correct in accordance with the *Corporations Act 2001*, and

for such internal control as the directors determine is necessary to enable the preparation of:

- the financial report (other than the consolidated entity disclosure statement) that gives a true and fair view and is free from material misstatement, whether due to fraud or error; and

- the consolidated entity disclosure statement that is true and correct and is free of misstatement, whether due to fraud or error.

In preparing the financial report, the directors are responsible for assessing the ability of the Group to continue as a going concern, disclosing, as applicable, matters related to going concern and using the going concern basis of accounting unless the directors either intend to liquidate the Group or to cease operations, or have no realistic alternative but to do so.

Auditor's responsibilities for the audit of the financial report

Our objectives are to obtain reasonable assurance about whether the financial report as a whole is free from material misstatement, whether due to fraud or error, and to issue an auditor's report that includes our opinion. Reasonable assurance is a high level of assurance but is not a guarantee that an audit conducted in accordance with the Australian Auditing Standards will always detect a material misstatement when it exists. Misstatements can arise from fraud or error and are considered material if, individually or in the aggregate, they could reasonably be expected to influence the economic decisions of users taken on the basis of this financial report.

A further description of our responsibilities for the audit of the financial report is located at the Auditing and Assurance Standards Board website at:

https://www.auasb.gov.au/media/bwvjcgre/ar1_2024.pdf

This description forms part of our auditor's report.

Report on the Remuneration Report



Our opinion on the Remuneration Report

In our opinion, the Remuneration Report of Noxopharm Limited, for the year ended 30 June 2025, complies with section 300A of the *Corporations Act 2001*.

What was audited?

We have audited the Remuneration Report included within the directors' report for the year ended 30 June 2025.

Responsibilities

The directors of the Company are responsible for the preparation and presentation of the Remuneration Report in accordance with section 300A of the *Corporations Act 2001*. Our responsibility is to express an opinion on the Remuneration Report, based on our audit conducted in accordance with Australian Auditing Standards.

William Buck Audit (Vic) Pty Ltd
ABN 59 116 151 136

R. P. Burt
Director
Melbourne, 29 September 2025

Shareholder Information

30 June 2025

The shareholder information set out below was applicable as at 15 September 2025.

NOX ordinary shares	Number of holders	% by number of holders	Total number of shares	% by number of shares issued
1 to 1,000	372	11.53%	188,518	0.06%
1,001 to 5,000	817	25.32%	2,295,734	0.79%
5,001 to 10,000	529	16.39%	4,238,259	1.45%
10,001 to 100,000	1,117	34.61%	39,948,979	13.67%
100,001 and above	392	12.15%	245,566,460	84.03%
	<u>3,227</u>		<u>292,237,950</u>	
Unlisted options exercise price of \$0.1484, expiry 10 Sep 2027	Number of holders	% by number of holders	Total number of options	% by number of options issued
10,001 to 100,000	5	83.33%	270,000	51.92%
100,001 and above	1	16.67%	250,000	48.08%
	<u>6</u>		<u>520,000</u>	

Equity security holders

Twenty largest quoted equity security holders

The names of the twenty largest security holders of quoted equity securities are listed below:

	Ordinary shares	
	Number held	% of total shares issued
MILLIGENE PTY LTD (THE GE + PR KELLY FAMILY A/C)	34,249,106	11.72
MRS ELEANORE GOODRIDGE	13,050,000	4.47
CITICORP NOMINEES PTY LTD	10,992,174	3.76
LINK TRADERS (AUST) PTY LTD	10,586,522	3.62
MR FRED BART	7,507,813	2.57
RGT CAPITAL FUND NO 5 (NOXO) PTY LTD	6,500,333	2.22
JAMBER INVESTMENTS PTY LTD (THE AMBER SCHWARZ FAM A/C)	4,252,761	1.46
RHLC PTY LIMITED (RHLC S/F A/C)	3,000,000	1.03
MR LIZHONG YU	2,918,000	1.00
LAWSAM PTY LTD (GELSKI FAMILY NO 2 A/C)	2,686,376	0.92
MR ROBERT THOMAS LIN	2,500,000	0.86
MR MICHAEL SHABAT & MS MEITAL HANA SHABAT (M&M SHABAT SUPER FUND A/C)	2,000,000	0.68
OGEN NOMINEES PTY LTD	2,200,000	0.75
CITICORP NOMINEES PTY LIMITED (120296 INFITUDE A/C)	1,948,438	0.67
MRS SOPHIE ETHEL GELSKI	1,942,424	0.66
HELIUM MANAGEMENT PTY LTD (HELIUM S/F A/C)	1,751,246	0.60
BERNE NO 132 NOMINESS PTY LTD (331898 A/C)	1,660,357	0.57
HALCOMMUNICATIONS POWER INCORPORATED (AUST) PTY LTD	1,600,000	0.55
MR CLARKE JAMES ROYCROFT & MRS JUDITH ANN ROYCROFT (C J ROYCROFT FAMILY A/C)	1,555,000	0.53
MR JAMES JOHN BART	1,525,755	0.52
	114,426,305	39.16

Unquoted equity securities

There are no unquoted equity securities.

Substantial holders

Substantial holders in the company are set out below:

	Ordinary shares	
	Number held	% of total shares issued
MILLIGENE PTY LTD (THE GE + PR KELLY FAM TRUST) AND OTHERS	34,249,106	11.72

Voting rights

The voting rights attached to ordinary shares are set out below:

Ordinary shares

On a show of hands every member present at a meeting in person or by proxy shall have one vote and upon a poll each share shall have one vote.

Options

All quoted and unquoted options do not carry any voting rights.

There are no other classes of equity securities.

ASX Listing Rule 3.13.1 and 14.3

The Company advises that the Annual General Meeting (AGM) of the Company is scheduled for Tuesday 18 November 2025 at 1.00pm (AEDT). The location of the AGM is subject to COVID-19 restrictions, including regulatory requirements. Further details, including any hybrid or virtual meeting arrangements, will be confirmed closer to the AGM.

Further to Listing Rule 3.13.1, Listing Rule 14.3, nominations for election of directors at the AGM must be received not less than 30 Business Days before the meeting, being no later than Monday 6 October 2025.

Corporate Directory

30 June 2025

Board of Directors

Frederick Bart, Non-Executive Chairman
Peter Marks, Non-Executive Director and Deputy Chairman
Boris Patkin, Non-Executive Director
Gisela Mautner, Chief Executive Officer and Managing Director

Company Secretary

David Franks

Registered Office

Level 5, 126 Philip Street
Sydney, NSW 2000

Principal Place of Business

60 Linksley Ave
Glenhaven NSW 2156

Website

www.noxopharm.com

Share Register

Automic Pty Ltd
Level 5, 126 Phillip Street
Sydney, NSW 2000

Auditors

William Buck Audit (Vic) Pty Ltd
Level 20, 181 William Street
Melbourne, VIC 3000

Stock Exchange

Australian Securities Exchange
20 Bridge Street
Sydney, NSW 2000

ASX Code

NOX

